

IPEDS 2021-22 Data Collection System

IPEDS HELP DESK (877) 225-2568 | ipedshelp@rti.org
OMB NO. 1850-0582 v.27 : Approval Expires 8/31/2022
User ID: P1370781

12-month Enrollment 2021-22

Institution: St Petersburg College (137078)

User ID: P1370781

Overview

12-month Enrollment Overview

The 12-month Enrollment component collects unduplicated student enrollment counts and instructional activity data for an entire 12-month period. Using the instructional activity data reported, a full-time equivalent (FTE) student enrollment at the undergraduate and graduate level is estimated (4-year institutions only). Institutions with Doctor's - professional practice students will also report the FTE enrollment of those students (4-year institutions only). NCES uses the FTE enrollment to produce indicators such as expenses by function per FTE as reported in the IPEDS Data Feedback Report.

Data Reporting Reminder:

- All institutions must use the July 1 - June 30 reporting period.
- Report data to accurately reflect the time period corresponding with the IPEDS survey component, even if such reporting is seemingly inconsistent with prior-year reporting. For example, if a summer term began later than usual due to Coronavirus Pandemic postponements, continue to report using the timeframes as defined in the IPEDS instructions. NCES expects that some data reported during the 2021-22 data collection year will vary from established prior trends due to the impacts of Coronavirus Pandemic. If an error edit is triggered even when submitting accurate data, please indicate in the corresponding context box or verbally to the Help Desk that the seemingly inconsistent data are accurate and reflect the effects of Coronavirus Pandemic.

Changes to reporting for 2021-22:

- New FAQ has been added to clarify reporting of degree/certificate-seeking undergraduates across EF, E12, and OM survey components.
- Edited FAQs to clarify student enrollment statuses (e.g., full-time/part-time) are typically not determined by summer term enrollment, but rather determined at their first full term of enrollment (i.e., fall or spring).

Resources:

- To download the survey materials for this component: [Survey Materials](#)
- To access your prior year data submission for this component: [Reported Data](#)

If you have questions about completing this survey, please contact the IPEDS Help Desk at 1-877-225-2568.

Institution: St Petersburg College (137078)


User ID: P1370781

Undergraduate Instructional Activity Type

Which instructional activity units will you use to report undergraduate instructional activity?

- Undergraduate instructional activity data in Part B may be reported in units of clock hours or credit hours.
- Please note that any graduate level instructional activity must be reported in credit hours. (4-year institutions only)

 Clock hours Credit hours Both clock and credit hours (some undergraduate programs measured in clock hours and some measured in credit hours)

 You may use the box below to provide additional context for the data you have reported above. Context notes will be posted on the College Navigator website. Therefore, you should write all context notes using proper grammar (e.g., complete sentences with punctuation) and common language that can be easily understood by students and parents (e.g., spell out acronyms).

Institution: St Petersburg College (137078)

Part A - Unduplicated Count for Full-time Undergraduate Students

12-month Unduplicated Count by Race/Ethnicity and Gender - Full-time Undergraduate Students

July 1, 2020 – June 30, 2021

Reporting Reminders:

- The 12-month unduplicated count must be equal or greater than the corresponding prior year fall enrollment.
- Report Hispanic/Latino individuals of any race as Hispanic/Latino
- Report race for non-Hispanic/Latino individuals only
- Even though Teacher Preparation certificate programs may require a bachelor's degree for admission, they are considered subbaccalaureate undergraduate programs, and students in these programs are undergraduate students.

Men

Students enrolled for <u>credit</u>	Degree/certificate-seeking			Total degree/certificate-seeking	Non-degree/non-certificate-seeking	Total, Full-time undergraduate students
	First-time	Non-first-time				
		Transfer-in	Continuing/Returning			
<u>Nonresident alien</u>	12	5	56	73	7	80
<u>Hispanic/Latino</u>	150	46	431	627	104	731
<u>American Indian or Alaska Native</u>	6	1	6	13	2	15
<u>Asian</u>	42	9	122	173	55	228
<u>Black or African American</u>	88	32	321	441	43	484
<u>Native Hawaiian or Other Pacific Islander</u>	2	2	5	9	0	9
<u>White</u>	528	153	1,817	2,498	541	3,039
Two or more races	34	14	99	147	33	180
<u>Race and ethnicity unknown</u>	21	10	50	81	33	114
Total men	883	272	2,907	4,062	818	4,880
Total men prior year	866	194	3,345	4,405	931	5,336

Women

Students enrolled for <u>credit</u>	Degree/certificate-seeking			Total degree/certificate-seeking	Non-degree/non-certificate-seeking	Total, Full-time undergraduate students
	First-time	Non-first-time				
		Transfer-in	Continuing/Returning			
<u>Nonresident alien</u>	10	9	70	89	15	104
<u>Hispanic/Latino</u>	223	81	697	1,001	151	1,152
<u>American Indian or Alaska Native</u>	3	0	17	20	1	21
<u>Asian</u>	58	5	158	221	74	295
<u>Black or African American</u>	164	68	621	853	83	936
<u>Native Hawaiian or Other Pacific Islander</u>	3	0	6	9	1	10
<u>White</u>	580	254	2,432	3,266	839	4,105
Two or more races	72	19	170	261	66	327
<u>Race and ethnicity unknown</u>	17	8	65	90	41	131
Total women	1,130	444	4,236	5,810	1,271	7,081
Total women prior year	1,006	247	4,698	5,951	1,329	7,280

Grand total (2020-21)	2,013	716	7,143	9,872	2,089	11,961
Prior year data:						

Grand total (men+women) prior year	1,872	441	8,043	10,356	2,260	12,616
Total Full-time undergraduate enrollment Fall 2020 <i>NOTE: Grand total (2020-21) calculated above is expected to be greater than total Full-time undergraduate enrollment Fall 2020.</i>	1,679	442	4,915	7,036	1,116	8,152

Institution: St Petersburg College (137078)

Part A - Unduplicated Count for Part-time Undergraduate Students

12-month Unduplicated Count by Race/Ethnicity and Gender - Part-time Undergraduate Students

July 1, 2020 – June 30, 2021

Reporting Reminders:

- The 12-month unduplicated count must be equal or greater than the corresponding prior year fall enrollment.
- Report Hispanic/Latino individuals of any race as Hispanic/Latino
- Report race for non-Hispanic/Latino individuals only
- Even though Teacher Preparation certificate programs may require a bachelor's degree for admission, they are considered subbaccalaureate undergraduate programs, and students in these programs are undergraduate students.

Men

Students enrolled for <u>credit</u>	Degree/certificate-seeking			Total degree/certificate-seeking	Non-degree/non-certificate-seeking	Total, Part-time undergraduate students
	First-time	Non-first-time				
		Transfer-in	Continuing/Returning			
<u>Nonresident alien</u>	1	2	8	11	4	15
<u>Hispanic/Latino</u>	155	92	822	1,069	325	1,394
<u>American Indian or Alaska Native</u>	3	0	9	12	5	17
<u>Asian</u>	28	9	214	251	115	366
<u>Black or African American</u>	96	52	611	759	277	1,036
<u>Native Hawaiian or Other Pacific Islander</u>	3	2	14	19	6	25
<u>White</u>	424	279	3,074	3,777	1,417	5,194
Two or more races	29	22	186	237	83	320
<u>Race and ethnicity unknown</u>	19	9	87	115	94	209
Total men	758	467	5,025	6,250	2,326	8,576
Total men prior year	951	300	5,965	7,216	2,131	9,347

Women

Students enrolled for <u>credit</u>	Degree/certificate-seeking			Total degree/certificate-seeking	Non-degree/non-certificate-seeking	Total, Part-time undergraduate students
	First-time	Non-first-time				
		Transfer-in	Continuing/Returning			
<u>Nonresident alien</u>	4	1	31	36	2	38
<u>Hispanic/Latino</u>	256	216	1,675	2,147	464	2,611
<u>American Indian or Alaska Native</u>	1	4	25	30	10	40
<u>Asian</u>	35	24	354	413	145	558
<u>Black or African American</u>	188	152	1,670	2,010	367	2,377
<u>Native Hawaiian or Other Pacific Islander</u>	2	3	33	38	6	44
<u>White</u>	598	658	5,594	6,850	1,904	8,754
Two or more races	54	28	354	436	135	571
<u>Race and ethnicity unknown</u>	22	24	133	179	122	301
Total women	1,160	1,110	9,869	12,139	3,155	15,294
Total women prior year	1,346	602	11,063	13,011	2,985	15,996

Grand total (2020-21)	1,918	1,577	14,894	18,389	5,481	23,870
Prior year data:						

Grand total (men+women) prior year	2,297	902	17,028	20,227	5,116	25,343
Total Part-time undergraduate enrollment Fall 2020 <i>NOTE: Grand total (2020-21) calculated above is expected to be greater than total Part-time undergraduate enrollment Fall 2020.</i>	1,370	1,008	12,470	14,848	3,430	18,278

Institution: St Petersburg College (137078)


User ID: P1370781

Part A – 12-month Enrollment by Distance Education Status

12-month Unduplicated Count - Distance Education Status

July 1, 2020 – June 30, 2021

	Undergraduate Students	
	Degree/certificate-seeking	Non-degree/non-certificate-seeking
Students <i>enrolled exclusively</i> in <u>distance education courses</u>	22,238	3,389
Students <i>enrolled in at least one but not all</i> distance education courses	3,846	1,016
Students <i>not enrolled in any</i> distance education courses	2,177	3,165
Total (from prior part A screens)	28,261	7,570

 You may use the box below to provide additional context for the data you have reported above. Context notes will be posted on the College Navigator website. Therefore, you should write all context notes using proper grammar (e.g., complete sentences with punctuation) and common language that can be easily understood by students and parents (e.g., spell out acronyms).

Institution: St Petersburg College (137078)

Part B - Instructional Activity

12-month Instructional Activity

July 1, 2020 - June 30, 2021


Instructional Activity Reporting Reminder:

- Instructional activity is used to calculate an IPEDS FTE based on the institution's reported calendar system.

FTE Reporting Reminder:

- Institutions need not report their own calculations of undergraduate FTE unless IPEDS FTE calculations would be misleading for comparison purposes among all IPEDS reporting institutions.

Instructional Activity

	2020-21 total activity	Prior year data
Undergraduate level:		
 <u>Clock hour activity</u>	<input type="text" value="220,328"/>	174,995
<u>Credit hour activity</u>	<input type="text" value="513,938"/>	555,162


Full-Time Equivalent (FTE) of Students

Calendar system (as reported on the prior year IC Header survey component):	Semester
---	----------

If the IPEDS calculated FTE estimates below are not reasonable, **AND** you have reported the correct instructional activity hours above, enter your best FTE estimate in the "Institution reported FTE" column below and save the page. This option should be used **ONLY** if the calculated estimate is not reasonable for your institution and IPEDS comparisons.

Please provide your best estimate of undergraduate FTE for the 12-month reporting period **only if the calculated FTE estimate below is not reasonable for IPEDS comparison purposes**. Please provide an explanation in the context box if the option is used due to Coronavirus Pandemic.

	Calculated FTE 2020-21	Institution reported FTE 2020-21	Prior year FTE 2019-20
Undergraduate student FTE	17,376	<input type="text" value="17,376"/>	18,700

 Context notes will be posted on the College Navigator website. Therefore, you should write all context notes using proper grammar (e.g., complete sentences with punctuation) and common language that can be easily understood by students and parents (e.g., spell out acronyms).

Prepared by

Prepared by

Reporting Reminders:

- The name of the preparer is being collected so that we can follow up with the appropriate person in the event that there are questions concerning the data.
- The Keyholder will be copied on all email correspondence to other preparers.
- The time it took to prepare this component is being collected so that we can continue to improve our estimate of the reporting burden associated with IPEDS.
- Please include in your estimate the time it took for you to review instructions, query and search data sources, complete and review the component, and submit the data through the Data Collection System.
- Thank you for your assistance.

This survey component was prepared by:

<input checked="" type="radio"/>	Keyholder	<input type="radio"/>	SFA Contact	<input type="radio"/>	HR Contact
<input type="radio"/>	Finance Contact	<input type="radio"/>	Academic Library Contact	<input type="radio"/>	Other

Name:

Email:

How many staff from your institution only were involved in the data collection and reporting process of this survey component?

Number of Staff (including yourself)

How many hours did you and others from your institution only spend on each of the steps below when responding to this survey component?
Exclude the hours spent collecting data for state and other reporting purposes.

Staff member	Collecting Data Needed	Revising Data to Match IPEDS Requirements	Entering Data	Revising and Locking Data
Your office	<input type="text" value="2.00"/> hours	<input type="text"/> hours	<input type="text"/> hours	<input type="text"/> hours
Other offices	<input type="text"/> hours	<input type="text"/> hours	<input type="text"/> hours	<input type="text"/> hours

Institution: St Petersburg College (137078)

User ID: P1370781

Summary screen

12-Month Enrollment Component Summary

IPEDS collects important information regarding your institution. All data reported in IPEDS survey components become available in the IPEDS Data Center and appear as aggregated data in various Department of Education reports. Additionally, some of the reported data appears specifically for your institution through the College Navigator website and is included in your institution's Data Feedback Report (DFR). The purpose of this summary is to provide you an opportunity to view some of the data that, when accepted through the IPEDS quality control process, will appear on the College Navigator website and/or your DFR. College Navigator is updated approximately three months after the data collection period closes and Data Feedback Reports will be available through the [Data Center](#) and sent to your institution's CEO in November 2021.

Please review your data for accuracy. If you have questions about the data displayed below after reviewing the data reported on the survey screens, please contact the IPEDS Help Desk at: 1-877-225-2568 or ipedshelp@rti.org.

12-Month Unduplicated Headcount and Full-Time Equivalent Students	
Total 12-month unduplicated headcount	35,831
Undergraduate student unduplicated headcount	35,831
Graduate student unduplicated headcount	0
Total 12-month full-time equivalent (FTE) student enrollment	17,376
Undergraduate student FTE	17,376

Edit Report

12-month Enrollment

There are no errors for the selected survey and institution.