

# IPEDS 2020-21 Data Collection System

IPEDS HELP DESK (877) 225-2568 | [ipedshelp@rti.org](mailto:ipedshelp@rti.org)  
OMB NO. 1850-0582 v.27 : Approval Expires 8/31/2022  
User ID: P1370781

## Fall Enrollment 2020-21

Institution: St Petersburg College (137078)

User ID: P1370781

### Overview

#### Fall Enrollment Overview

The Fall Enrollment component collects student enrollment counts by level of student, enrollment status, gender and race/ethnicity. In addition, first-time student retention rates and the student-to-faculty ratio are collected. Enrollment by age is required in odd-numbered years, and enrollment by residence of first-time undergraduates is required in even-numbered years.

Institutions operating on a traditional academic year calendar (semester, trimester, quarter, or 4-1-4) report Fall enrollment as of the institution's official fall reporting date or October 15. Institutions operating on a calendar that differs by program or that enrolls students on a continuous basis (referred to as program reporters) report Fall enrollment as students enrolled any time during the period August 1 and October 31.

#### Data reporting reminders:

- Report data to accurately reflect the time period corresponding with the IPEDS survey component, even if such reporting is seemingly inconsistent with prior-year reporting. For example, if a summer term began later than usual due to Coronavirus Pandemic postponements, continue to report using the timeframes as defined in the IPEDS instructions. NCES expects that some data reported during the 2020-21 data collection year will vary from established prior trends due to the impacts of Coronavirus Pandemic. If an error edit is triggered even when submitting accurate data, please indicate in the corresponding context box or verbally to the Help Desk that the seemingly inconsistent data are accurate and reflect the effects of Coronavirus Pandemic.
- Part B, Enrollment of students by age, is **optional** this year.
- Part C, Residence of first-time degree/certificate-seeking undergraduates, is **required** this year.
- For reporting students studying in consortium agreements, please refer to the Resource page at <https://nces.ed.gov/ipeds/report-your-data/data-tip-sheet-reporting-data-consortium-institutions>.

#### Changes to reporting for 2020-21:

There are no changes to this survey component.

#### Resources:

- To download the survey materials for this component: [Survey Materials](#)
- To access your prior year data submission for this component: [Reported Data](#)

If you have questions about completing this survey, please contact the **IPEDS Help Desk at 1-877-225-2568**.

Institution: St Petersburg College (137078)

User ID: P1370781

### Part Selection

Completion of Part B (Enrollment of Students by Age) is optional this year.

**Do you wish to complete Part B this year?**

If you select 'Yes', you will be expected to complete the Part B screens.

If you select 'No', you will skip Part B.

- No, I will not complete Part B
- Yes, I will complete Part B

Institution: St Petersburg College (137078)

User ID: P1370781

## Fall Enrollment - CIPCODE Selection


Indicate which of the following fields of study are offered by your institution. In addition to reporting total undergraduate and graduate fall enrollments every year, in even-numbered years you are to report the subset of enrollments that fall within each of the CIP codes listed below.

Fields for which enrollment was reported for Fall 2018 have already been checked; please make sure all listed fields that are offered by your institution are checked.

Note: CIP codes listed below may not reflect all fields of study offered by your institution, therefore the subset of enrollments by CIP codes selected may not sum to your institution's total fall enrollment.

UNDERGRADUATE AND GRADUATE FIELDS	
<input checked="" type="checkbox"/>	13.0000 – Education
<input type="checkbox"/>	14.0000 – Engineering
<input checked="" type="checkbox"/>	26.0000 – Biological and Biomedical Sciences
<input type="checkbox"/>	27.0000 – Mathematics
<input type="checkbox"/>	40.0000 – Physical Sciences
<input checked="" type="checkbox"/>	52.0000 – Business, Management, Marketing, and Related Support Services
<input type="checkbox"/>	None of the above

Yes, I confirm that I reviewed the fields of study are offered by my institution above.

 You may use the box below to provide additional context for the data you have reported above. Context notes will be posted on the College Navigator website. Therefore, you should write all context notes using proper grammar (e.g., complete sentences with punctuation) and common language that can be easily understood by students and parents (e.g., spell out acronyms).

Institution: St Petersburg College (137078)

User ID: P1370781

## Part A - Fall Enrollment for Full-Time Undergraduate Students

## Enrollment as of the institution's official fall reporting date or as of October 15, 2020

## Full-time Undergraduate Students

## Reporting Reminders:

- Report Hispanic/Latino individuals of any race as Hispanic/Latino
- Report race for non-Hispanic/Latino individuals only
- Even though Teacher Preparation certificate programs may require a bachelor's degree for admission, they are considered subbaccalaureate undergraduate programs, and students in these programs are undergraduate students.

## Men

Enrolled for <u>credit</u>	Degree/certificate-seeking			Total degree/certificate-seeking	Non-degree/ non-certificate-seeking	Total, Full-time <u>undergraduate</u> students
	First-time	Transfer-in (non-first-time entering)	Continuing/ Returning			
Nonresident alien	8	4	45	57	4	61
Hispanic/Latino	122	29	303	454	62	516
American Indian or Alaska Native	6	1	4	11	1	12
Asian	35	4	88	127	39	166
Black or African American	68	18	216	302	15	317
Native Hawaiian or Other Pacific Islander	2	2	3	7	0	7
White	445	85	1,284	1,814	265	2,079
Two or more races	29	8	70	107	20	127
Race and ethnicity unknown	20	5	28	53	24	77
<b>Total men</b>	<b>735</b>	<b>156</b>	<b>2,041</b>	<b>2,932</b>	<b>430</b>	<b>3,362</b>
Total men prior year	932	197	2,163	3,292	448	3,740

## Women

Enrolled for <u>credit</u>	Degree/certificate-seeking			Total degree/certificate-seeking	Non-degree/ non-certificate-seeking	Total, Full-time <u>undergraduate</u> students
	First-time	Transfer-in (non-first-time entering)	Continuing/ Returning			
Nonresident alien	4	3	60	67	11	78
Hispanic/Latino	178	54	452	684	80	764
American Indian or Alaska Native	1	0	10	11	0	11
Asian	49	2	118	169	44	213
Black or African American	130	45	366	541	29	570
Native Hawaiian or Other Pacific Islander	3	0	5	8	1	9
White	500	164	1,694	2,358	457	2,815
Two or more races	62	13	121	196	45	241
Race and ethnicity unknown	17	5	48	70	19	89
<b>Total women</b>	<b>944</b>	<b>286</b>	<b>2,874</b>	<b>4,104</b>	<b>686</b>	<b>4,790</b>
Total women prior year	1,163	318	2,937	4,418	683	5,101

<b>Grand total (men+women)</b>	<b>1,679</b>	<b>442</b>	<b>4,915</b>	<b>7,036</b>	<b>1,116</b>	<b>8,152</b>
Grand total (men+women) prior year	2,095	515	5,100	7,710	1,131	8,841

Institution: St Petersburg College (137078)

User ID: P1370781

## Part A - Fall Enrollment by race/ethnicity and gender

Enrollment as of the institution's **official fall reporting date** or as of **October 15, 2020**

CIP CODE: 13.0000 -- Education

Full-time undergraduate students

- Report Hispanic/Latino individuals of any race as Hispanic/Latino
- Report race for non-Hispanic/Latino individuals only

## Men

Students enrolled for <u>credit</u>	Degree/certificate-seeking				Non-degree/ non-certificate-seeking	Total, <u>full-time</u> undergraduate students
	First-time	Transfer-in (non-first-time entering)	Continuing/ Returning	Total		
Nonresident alien	0	0	0	0		0
Hispanic/Latino	0	0	7	7		7
American Indian or Alaska Native	0	0	0	0		0
Asian	0	0	0	0		0
Black or African American	0	1	7	8		8
Native Hawaiian or Other Pacific Islander	0	0	0	0		0
White	0	0	33	33		33
Two or more races	0	0	3	3		3
Race and ethnicity unknown	0	0	0	0		0
<b>Total men</b>	<b>0</b>	<b>1</b>	<b>50</b>	<b>51</b>	<b>0</b>	<b>51</b>

## Women

Students enrolled for <u>credit</u>	Degree/certificate-seeking				Non-degree/ non-certificate-seeking	Total, <u>full-time</u> undergraduate students
	First-time	Transfer-in (non-first-time entering)	Continuing/ Returning	Total		
Nonresident alien	0	0	0	0		0
Hispanic/Latino	0	3	28	31		31
American Indian or Alaska Native	0	0	0	0		0
Asian	0	0	0	0		0
Black or African American	0	2	32	34		34
Native Hawaiian or Other Pacific Islander	0	0	0	0		0
White	4	9	152	165		165
Two or more races	0	0	14	14		14
Race and ethnicity unknown	0	1	2	3		3
<b>Total women</b>	<b>4</b>	<b>15</b>	<b>228</b>	<b>247</b>	<b>0</b>	<b>247</b>

<b>Grand total (men+women)</b>	<b>4</b>	<b>16</b>	<b>278</b>	<b>298</b>	<b>0</b>	<b>298</b>
Grand total (men+women) 2018-19	11	16	262	289		289

Institution: St Petersburg College (137078)

User ID: P1370781

## Part A - Fall Enrollment by race/ethnicity and gender

Enrollment as of the institution's **official fall reporting date** or as of **October 15, 2020**

CIP CODE: 26.0000 -- Biological and Biomedical Sciences

## Full-time undergraduate students

- Report Hispanic/Latino individuals of any race as Hispanic/Latino
- Report race for non-Hispanic/Latino individuals only

## Men

Students enrolled for <u>credit</u>	Degree/certificate-seeking				Non-degree/ non-certificate-seeking	Total, <u>full-time</u> undergraduate students
	First-time	Transfer-in (non-first-time entering)	Continuing/ Returning	Total		
Nonresident alien	<input type="text"/>	<input type="text"/>	<input type="text" value="2"/>	<b>2</b>	<input type="text"/>	<b>2</b>
Hispanic/Latino	<input type="text"/>	<input type="text"/>	<input type="text" value="1"/>	<b>1</b>	<input type="text"/>	<b>1</b>
American Indian or Alaska Native	<input type="text"/>	<input type="text"/>	<input type="text" value="0"/>	<b>0</b>	<input type="text"/>	<b>0</b>
Asian	<input type="text"/>	<input type="text"/>	<input type="text" value="2"/>	<b>2</b>	<input type="text"/>	<b>2</b>
Black or African American	<input type="text"/>	<input type="text"/>	<input type="text" value="1"/>	<b>1</b>	<input type="text"/>	<b>1</b>
Native Hawaiian or Other Pacific Islander	<input type="text"/>	<input type="text"/>	<input type="text" value="0"/>	<b>0</b>	<input type="text"/>	<b>0</b>
White	<input type="text"/>	<input type="text"/>	<input type="text" value="10"/>	<b>10</b>	<input type="text"/>	<b>10</b>
Two or more races	<input type="text"/>	<input type="text"/>	<input type="text" value="0"/>	<b>0</b>	<input type="text"/>	<b>0</b>
Race and ethnicity unknown	<input type="text"/>	<input type="text"/>	<input type="text" value="1"/>	<b>1</b>	<input type="text"/>	<b>1</b>
<b>Total men</b>	<b>0</b>	<b>0</b>	<b>17</b>	<b>17</b>	<b>0</b>	<b>17</b>

## Women

Students enrolled for <u>credit</u>	Degree/certificate-seeking				Non-degree/ non-certificate-seeking	Total, <u>full-time</u> undergraduate students
	First-time	Transfer-in (non-first-time entering)	Continuing/ Returning	Total		
Nonresident alien	<input type="text"/>	<input type="text"/>	<input type="text" value="1"/>	<b>1</b>	<input type="text"/>	<b>1</b>
Hispanic/Latino	<input type="text"/>	<input type="text"/>	<input type="text" value="7"/>	<b>7</b>	<input type="text"/>	<b>7</b>
American Indian or Alaska Native	<input type="text"/>	<input type="text"/>	<input type="text" value="0"/>	<b>0</b>	<input type="text"/>	<b>0</b>
Asian	<input type="text"/>	<input type="text"/>	<input type="text" value="1"/>	<b>1</b>	<input type="text"/>	<b>1</b>
Black or African American	<input type="text"/>	<input type="text"/>	<input type="text" value="2"/>	<b>2</b>	<input type="text"/>	<b>2</b>
Native Hawaiian or Other Pacific Islander	<input type="text"/>	<input type="text"/>	<input type="text" value="0"/>	<b>0</b>	<input type="text"/>	<b>0</b>
White	<input type="text"/>	<input type="text"/>	<input type="text" value="14"/>	<b>14</b>	<input type="text"/>	<b>14</b>
Two or more races	<input type="text"/>	<input type="text"/>	<input type="text" value="2"/>	<b>2</b>	<input type="text"/>	<b>2</b>
Race and ethnicity unknown	<input type="text"/>	<input type="text"/>	<input type="text" value="0"/>	<b>0</b>	<input type="text"/>	<b>0</b>
<b>Total women</b>	<b>0</b>	<b>0</b>	<b>27</b>	<b>27</b>	<b>0</b>	<b>27</b>

<b>Grand total (men+women)</b>	<b>0</b>	<b>0</b>	<b>44</b>	<b>44</b>	<b>0</b>	<b>44</b>
Grand total (men+women) 2018-19		2	44	46		46

Institution: St Petersburg College (137078)

User ID: P1370781

## Part A - Fall Enrollment by race/ethnicity and gender

Enrollment as of the institution's **official fall reporting date** or as of **October 15, 2020**

CIP CODE: 52.0000 -- Business, Management, Marketing and Related Support Services

## Full-time undergraduate students

- Report Hispanic/Latino individuals of any race as Hispanic/Latino
- Report race for non-Hispanic/Latino individuals only

## Men

Students enrolled for <u>credit</u>	Degree/certificate-seeking				Non-degree/ non-certificate-seeking	Total, <u>full-time</u> undergraduate students
	First-time	Transfer-in (non-first-time entering)	Continuing/ Returning	Total		
Nonresident alien	0	0	1	1		1
Hispanic/Latino	1	4	31	36		36
American Indian or Alaska Native	1	0	0	1		1
Asian	0	0	5	5		5
Black or African American	9	1	23	33		33
Native Hawaiian or Other Pacific Islander	0	0	0	0		0
White	16	9	187	212		212
Two or more races	2	0	8	10		10
Race/ethnicity unknown	1	0	4	5		5
<b>Total men</b>	<b>30</b>	<b>14</b>	<b>259</b>	<b>303</b>	<b>0</b>	<b>303</b>

## Women

Students enrolled for <u>credit</u>	Degree/certificate-seeking				Non-degree/ non-certificate-seeking	Total, <u>full-time</u> undergraduate students
	First-time	Transfer-in (non-first-time entering)	Continuing/ Returning	Total		
Nonresident alien	0	0	4	4		4
Hispanic/Latino	8	4	67	79		79
American Indian or Alaska Native	0	0	3	3		3
Asian	0	0	11	11		11
Black or African American	13	5	67	85		85
Native Hawaiian or Other Pacific Islander	0	0	0	0		0
White	13	12	242	267		267
Two or more races	4	0	14	18		18
Race/ethnicity unknown	2	0	6	8		8
<b>Total women</b>	<b>40</b>	<b>21</b>	<b>414</b>	<b>475</b>	<b>0</b>	<b>475</b>

<b>Grand total (men+women)</b>	<b>70</b>	<b>35</b>	<b>673</b>	<b>778</b>	<b>0</b>	<b>778</b>
Grand total (men+women) 2018-19	60	30	739	829		829

Institution: St Petersburg College (137078)

User ID: P1370781

## Part A - Fall Enrollment for Part-time Undergraduate Students

## Enrollment as of the institution's official fall reporting date or as of October 15, 2020

## Part-time Undergraduate Students

## Reporting Reminders:

- Report Hispanic/Latino individuals of any race as Hispanic/Latino
- Report race for non-Hispanic/Latino individuals only
- Even though Teacher Preparation certificate programs may require a bachelor's degree for admission, they are considered subbaccalaureate undergraduate programs, and students in these programs are undergraduate students.

## Men

Enrolled for <u>credit</u>	Degree/certificate-seeking			Total degree/certificate-seeking	Non-degree/ non-certificate-seeking	Total, <u>part-time undergraduate</u> students
	First-time	Transfer-in (non-first-time entering)	Continuing/ Returning			
Nonresident alien	1	1	8	10	2	12
Hispanic/Latino	100	52	670	822	171	993
American Indian or Alaska Native	2	0	7	9	5	14
Asian	22	2	173	197	83	280
Black or African American	65	37	494	596	102	698
Native Hawaiian or Other Pacific Islander	1	0	13	14	5	19
White	306	173	2,557	3,036	898	3,934
Two or more races	24	11	143	178	54	232
Race and ethnicity unknown	17	7	74	98	51	149
<b>Total men</b>	<b>538</b>	<b>283</b>	<b>4,139</b>	<b>4,960</b>	<b>1,371</b>	<b>6,331</b>
Total men prior year	693	347	4,665	5,705	1,506	7,211

## Women

Enrolled for <u>credit</u>	Degree/certificate-seeking			Total degree/certificate-seeking	Non-degree/ non-certificate-seeking	Total, <u>part-time undergraduate</u> students
	First-time	Transfer-in (non-first-time entering)	Continuing/ Returning			
Nonresident alien	2	0	27	29	1	30
Hispanic/Latino	175	141	1,415	1,731	285	2,016
American Indian or Alaska Native	1	2	23	26	9	35
Asian	23	15	306	344	95	439
Black or African American	129	94	1,369	1,592	170	1,762
Native Hawaiian or Other Pacific Islander	1	0	29	30	3	33
White	450	441	4,771	5,662	1,324	6,986
Two or more races	39	19	285	343	95	438
Race and ethnicity unknown	12	13	106	131	77	208
<b>Total women</b>	<b>832</b>	<b>725</b>	<b>8,331</b>	<b>9,888</b>	<b>2,059</b>	<b>11,947</b>
Total women prior year	1,079	763	8,651	10,493	2,308	12,801

<b>Grand total (men+women)</b>	<b>1,370</b>	<b>1,008</b>	<b>12,470</b>	<b>14,848</b>	<b>3,430</b>	<b>18,278</b>
Grand total (men+women) prior year	1,772	1,110	13,316	16,198	3,814	20,012



Institution: St Petersburg College (137078)

User ID: P1370781

## Part A - Fall Enrollment by race/ethnicity and gender

Enrollment as of the institution's official fall reporting date or as of **October 15, 2020**

CIP CODE: 13.0000 -- Education

Part-time undergraduate students

- Report Hispanic/Latino individuals of any race as Hispanic/Latino
- Report race for non-Hispanic/Latino individuals only

**Men**

Students enrolled for <u>credit</u>	Degree/certificate-seeking				Non-degree/ non-certificate-seeking	Total, <u>part-time</u> undergraduate students
	First-time	Transfer-in (non-first-time entering)	Continuing/ Returning	Total		
Nonresident alien	0	0	0	0		0
Hispanic/Latino	0	0	2	2		2
American Indian or Alaska Native	0	0	0	0		0
Asian	0	0	1	1		1
Black or African American	0	0	7	7		7
Native Hawaiian or Other Pacific Islander	0	0	0	0		0
White	0	1	24	25		25
Two or more races	0	1	0	1		1
Race/ethnicity unknown	0	0	1	1		1
<b>Total men</b>	<b>0</b>	<b>2</b>	<b>35</b>	<b>37</b>	<b>0</b>	<b>37</b>

**Women**

Students enrolled for <u>credit</u>	Degree/certificate-seeking				Non-degree/ non-certificate-seeking	Total, <u>part-time</u> undergraduate students
	First-time	Transfer-in (non-first-time entering)	Continuing/ Returning	Total		
Nonresident alien	0	0	1	1		1
Hispanic/Latino	2	8	43	53		53
American Indian or Alaska Native	0	0	3	3		3
Asian	0	0	3	3		3
Black or African American	1	4	84	89		89
Native Hawaiian or Other Pacific Islander	0	0	1	1		1
White	6	8	244	258		258
Two or more races	2	0	9	11		11
Race/ethnicity unknown	1	1	2	4		4
<b>Total women</b>	<b>12</b>	<b>21</b>	<b>390</b>	<b>423</b>	<b>0</b>	<b>423</b>

<b>Grand total (men+women)</b>	<b>12</b>	<b>23</b>	<b>425</b>	<b>460</b>	<b>0</b>	<b>460</b>
Grand total (men+women) 2018-19	19	40	466	525		525

Institution: St Petersburg College (137078)

User ID: P1370781

## Part A - Fall Enrollment by race/ethnicity and gender

Enrollment as of the institution's **official fall reporting date** or as of **October 15, 2020**

CIP CODE: 26.0000 -- Biological and Biomedical Sciences

## Part-time undergraduate students

- Report Hispanic/Latino individuals of any race as Hispanic/Latino
- Report race for non-Hispanic/Latino individuals only

## Men

Students enrolled for <u>credit</u>	Degree/certificate-seeking				Non-degree/ non-certificate-seeking	Total, <u>part-time</u> undergraduate students
	First-time	Transfer-in (non-first-time entering)	Continuing/ Returning	Total		
Nonresident alien	<input type="text"/>	<input type="text" value="0"/>	<input type="text" value="0"/>	<b>0</b>	<input type="text"/>	<b>0</b>
Hispanic/Latino	<input type="text"/>	<input type="text" value="0"/>	<input type="text" value="4"/>	<b>4</b>	<input type="text"/>	<b>4</b>
American Indian or Alaska Native	<input type="text"/>	<input type="text" value="0"/>	<input type="text" value="0"/>	<b>0</b>	<input type="text"/>	<b>0</b>
Asian	<input type="text"/>	<input type="text" value="0"/>	<input type="text" value="1"/>	<b>1</b>	<input type="text"/>	<b>1</b>
Black or African American	<input type="text"/>	<input type="text" value="0"/>	<input type="text" value="5"/>	<b>5</b>	<input type="text"/>	<b>5</b>
Native Hawaiian or Other Pacific Islander	<input type="text"/>	<input type="text" value="0"/>	<input type="text" value="0"/>	<b>0</b>	<input type="text"/>	<b>0</b>
White	<input type="text"/>	<input type="text" value="0"/>	<input type="text" value="19"/>	<b>19</b>	<input type="text"/>	<b>19</b>
Two or more races	<input type="text"/>	<input type="text" value="0"/>	<input type="text" value="0"/>	<b>0</b>	<input type="text"/>	<b>0</b>
Race and ethnicity unknown	<input type="text"/>	<input type="text" value="0"/>	<input type="text" value="0"/>	<b>0</b>	<input type="text"/>	<b>0</b>
<b>Total men</b>	<b>0</b>	<b>0</b>	<b>29</b>	<b>29</b>	<b>0</b>	<b>29</b>

## Women

Students enrolled for <u>credit</u>	Degree/certificate-seeking				Non-degree/ non-certificate-seeking	Total, <u>part-time</u> undergraduate students
	First-time	Transfer-in (non-first-time entering)	Continuing/ Returning	Total		
Nonresident alien	<input type="text"/>	<input type="text" value="0"/>	<input type="text" value="1"/>	<b>1</b>	<input type="text"/>	<b>1</b>
Hispanic/Latino	<input type="text"/>	<input type="text" value="0"/>	<input type="text" value="10"/>	<b>10</b>	<input type="text"/>	<b>10</b>
American Indian or Alaska Native	<input type="text"/>	<input type="text" value="0"/>	<input type="text" value="0"/>	<b>0</b>	<input type="text"/>	<b>0</b>
Asian	<input type="text"/>	<input type="text" value="0"/>	<input type="text" value="1"/>	<b>1</b>	<input type="text"/>	<b>1</b>
Black or African American	<input type="text"/>	<input type="text" value="1"/>	<input type="text" value="4"/>	<b>5</b>	<input type="text"/>	<b>5</b>
Native Hawaiian or Other Pacific Islander	<input type="text"/>	<input type="text" value="0"/>	<input type="text" value="0"/>	<b>0</b>	<input type="text"/>	<b>0</b>
White	<input type="text"/>	<input type="text" value="0"/>	<input type="text" value="39"/>	<b>39</b>	<input type="text"/>	<b>39</b>
Two or more races	<input type="text"/>	<input type="text" value="0"/>	<input type="text" value="3"/>	<b>3</b>	<input type="text"/>	<b>3</b>
Race and ethnicity unknown	<input type="text"/>	<input type="text" value="0"/>	<input type="text" value="0"/>	<b>0</b>	<input type="text"/>	<b>0</b>
<b>Total women</b>	<b>0</b>	<b>1</b>	<b>58</b>	<b>59</b>	<b>0</b>	<b>59</b>

<b>Grand total (men+women)</b>	<b>0</b>	<b>1</b>	<b>87</b>	<b>88</b>	<b>0</b>	<b>88</b>
Grand total (men+women) 2018-19	1		109	110		110

Institution: St Petersburg College (137078)

User ID: P1370781

## Part A - Fall Enrollment by race/ethnicity and gender

Enrollment as of the institution's **official fall reporting date** or as of **October 15, 2020**

CIP CODE: 52.0000 -- Business, Management, Marketing and Related Support Services

## Part-time undergraduate students

- Report Hispanic/Latino individuals of any race as Hispanic/Latino
- Report race for non-Hispanic/Latino individuals only

## Men

Students enrolled for <u>credit</u>	Degree/certificate-seeking				Non-degree/ non-certificate-seeking	Total, <u>part-time</u> undergraduate students
	First-time	Transfer-in (non-first-time entering)	Continuing/ Returning	Total		
Nonresident alien	0	0	0	0		0
Hispanic/Latino	7	4	61	72		72
American Indian or Alaska Native	0	0	1	1		1
Asian	0	0	13	13		13
Black or African American	6	4	65	75		75
Native Hawaiian or Other Pacific Islander	0	0	0	0		0
White	9	14	267	290		290
Two or more races	0	2	15	17		17
Race and ethnicity unknown	0	1	8	9		9
<b>Total men</b>	<b>22</b>	<b>25</b>	<b>430</b>	<b>477</b>	<b>0</b>	<b>477</b>

## Women

Students enrolled for <u>credit</u>	Degree/certificate-seeking				Non-degree/ non-certificate-seeking	Total, <u>part-time</u> undergraduate students
	First-time	Transfer-in (non-first-time entering)	Continuing/ Returning	Total		
Nonresident alien	0	0	3	3		3
Hispanic/Latino	10	13	132	155		155
American Indian or Alaska Native	0	0	4	4		4
Asian	0	1	33	34		34
Black or African American	9	7	150	166		166
Native Hawaiian or Other Pacific Islander	0	0	2	2		2
White	15	46	510	571		571
Two or more races	1	4	28	33		33
Race and ethnicity unknown	0	1	11	12		12
<b>Total women</b>	<b>35</b>	<b>72</b>	<b>873</b>	<b>980</b>	<b>0</b>	<b>980</b>

<b>Grand total (men+women)</b>	<b>57</b>	<b>97</b>	<b>1,303</b>	<b>1,457</b>	<b>0</b>	<b>1,457</b>
Grand total (men+women) 2018-19	86	66	1,561	1,713		1,713


Institution: St Petersburg College (137078)

User ID: P1370781

Part A - Fall Enrollment by Distance Education Status

Enrollment as of the institution's official fall reporting date or as of **October 15, 2020**

	Undergraduate Students	
	Degree/certificate-seeking	Non-degree/non-certificate-seeking
<b>i</b> Enrolled <i>exclusively</i> in <u>distance education courses</u>	16,977	1,926
Enrolled in <i>at least one</i> but not all distance education courses	3,143	913
<i>Not enrolled</i> in any distance education courses	<b>1,764</b>	<b>1,707</b>
<b>Total (from prior part A screens)</b>	<b>21,884</b>	<b>4,546</b>

 You may use the box below to provide additional context for the data you have reported above. Context notes will be posted on the College Navigator website. Therefore, you should write all context notes using proper grammar (e.g., complete sentences with punctuation) and common language that can be easily understood by students and parents (e.g., spell out acronyms).

Institution: St Petersburg College (137078)

User ID: P1370781

## Part A - Fall Enrollment by Distance Education Status

Of those students *exclusively* enrolled in distance education courses, report the number that are:

		Undergraduate Students	
		Degree/certificate-seeking	Non-degree/non-certificate-seeking
Located in	FL	16,541	1,905
Located in the U.S. but not in	FL	365	8
Located in the U.S. but state/jurisdiction unknown		0	0
Located outside the U.S.		33	9
Location unknown/unreported		38	4
<b>Total students exclusively enrolled in distance education (from section above)</b>		<b>16,977</b>	<b>1,926</b>

Institution: St Petersburg College (137078)

User ID: P1370781

## Part A - Fall Enrollment Summary

## Fall Enrollment Summary

## Men

Students enrolled for credit	Total full-time students	Total part-time students	Grand total, all students
Nonresident alien	61	12	73
Hispanic/Latino	516	993	1,509
American Indian or Alaska Native	12	14	26
Asian	166	280	446
Black or African American	317	698	1,015
Native Hawaiian or Other Pacific Islander	7	19	26
White	2,079	3,934	6,013
Two or more races	127	232	359
Race and ethnicity unknown	77	149	226
<b>Total men</b>	<b>3,362</b>	<b>6,331</b>	<b>9,693</b>

## Women

Students enrolled for credit	Total full-time students	Total part-time students	Grand total, all students
Nonresident alien	78	30	108
Hispanic/Latino	764	2,016	2,780
American Indian or Alaska Native	11	35	46
Asian	213	439	652
Black or African American	570	1,762	2,332
Native Hawaiian or Other Pacific Islander	9	33	42
White	2,815	6,986	9,801
Two or more races	241	438	679
Race and ethnicity unknown	89	208	297
<b>Total women</b>	<b>4,790</b>	<b>11,947</b>	<b>16,737</b>
<b>Grand Total (men+women)</b>	<b>8,152</b>	<b>18,278</b>	<b>26,430</b>

Institution: St Petersburg College (137078)

User ID: P1370781

## Part A - Fall Enrollment - Summary by race/ethnicity

**Fall Enrollment Totals**

CIP CODE: 13.0000 -- Education

**Men**

Students enrolled for credit	Total full-time students	Total part-time students	Grand total, all students
<u>Nonresident alien</u>	0	0	<b>0</b>
<u>Hispanic/Latino</u>	7	2	<b>9</b>
<u>American Indian or Alaska Native</u>	0	0	<b>0</b>
<u>Asian</u>	0	1	<b>1</b>
<u>Black or African American</u>	8	7	<b>15</b>
<u>Native Hawaiian or Other Pacific Islander</u>	0	0	<b>0</b>
<u>White</u>	33	25	<b>58</b>
Two or more races	3	1	<b>4</b>
Race and ethnicity unknown	0	1	<b>1</b>
<b>Total men</b>	<b>51</b>	<b>37</b>	<b>88</b>

**Women**

Students enrolled for credit	Total full-time students	Total part-time students	Grand total, all students
<u>Nonresident alien</u>	0	1	<b>1</b>
<u>Hispanic/Latino</u>	31	53	<b>84</b>
<u>American Indian or Alaska Native</u>	0	3	<b>3</b>
<u>Asian</u>	0	3	<b>3</b>
<u>Black or African American</u>	34	89	<b>123</b>
<u>Native Hawaiian or Other Pacific Islander</u>	0	1	<b>1</b>
<u>White</u>	165	258	<b>423</b>
Two or more races	14	11	<b>25</b>
Race and ethnicity unknown	3	4	<b>7</b>
<b>Total women</b>	<b>247</b>	<b>423</b>	<b>670</b>
<b>Grand Total (men+women)</b>	<b>298</b>	<b>460</b>	<b>758</b>

Institution: St Petersburg College (137078)

User ID: P1370781

## Part A - Fall Enrollment - Summary by race/ethnicity

**Fall Enrollment Totals**

CIP CODE: 26.0000 -- Biological and Biomedical Sciences

**Men**

Students enrolled for credit	Total full-time students	Total part-time students	Grand total, all students
<u>Nonresident alien</u>	2	0	<b>2</b>
<u>Hispanic/Latino</u>	1	4	<b>5</b>
<u>American Indian or Alaska Native</u>	0	0	<b>0</b>
<u>Asian</u>	2	1	<b>3</b>
<u>Black or African American</u>	1	5	<b>6</b>
<u>Native Hawaiian or Other Pacific Islander</u>	0	0	<b>0</b>
<u>White</u>	10	19	<b>29</b>
Two or more races	0	0	<b>0</b>
Race and ethnicity unknown	1	0	<b>1</b>
<b>Total men</b>	<b>17</b>	<b>29</b>	<b>46</b>

**Women**

Students enrolled for credit	Total full-time students	Total part-time students	Grand total, all students
<u>Nonresident alien</u>	1	1	<b>2</b>
<u>Hispanic/Latino</u>	7	10	<b>17</b>
<u>American Indian or Alaska Native</u>	0	0	<b>0</b>
<u>Asian</u>	1	1	<b>2</b>
<u>Black or African American</u>	2	5	<b>7</b>
<u>Native Hawaiian or Other Pacific Islander</u>	0	0	<b>0</b>
<u>White</u>	14	39	<b>53</b>
Two or more races	2	3	<b>5</b>
Race and ethnicity unknown	0	0	<b>0</b>
<b>Total women</b>	<b>27</b>	<b>59</b>	<b>86</b>
<b>Grand Total (men+women)</b>	<b>44</b>	<b>88</b>	<b>132</b>



Institution: St Petersburg College (137078)

User ID: P1370781

## Part A - Fall Enrollment - Summary by race/ethnicity

**Fall Enrollment Totals**

CIP CODE: 52.0000 -- Business, Management, Marketing and Related Support Services

**Men**

Students enrolled for credit	Total full-time students	Total part-time students	Grand total, all students
<u>Nonresident alien</u>	1	0	<b>1</b>
<u>Hispanic/Latino</u>	36	72	<b>108</b>
<u>American Indian or Alaska Native</u>	1	1	<b>2</b>
<u>Asian</u>	5	13	<b>18</b>
<u>Black or African American</u>	33	75	<b>108</b>
<u>Native Hawaiian or Other Pacific Islander</u>	0	0	<b>0</b>
<u>White</u>	212	290	<b>502</b>
Two or more races	10	17	<b>27</b>
Race and ethnicity unknown	5	9	<b>14</b>
<b>Total men</b>	<b>303</b>	<b>477</b>	<b>780</b>

**Women**

Students enrolled for credit	Total full-time students	Total part-time students	Grand total, all students
<u>Nonresident alien</u>	4	3	<b>7</b>
<u>Hispanic/Latino</u>	79	155	<b>234</b>
<u>American Indian or Alaska Native</u>	3	4	<b>7</b>
<u>Asian</u>	11	34	<b>45</b>
<u>Black or African American</u>	85	166	<b>251</b>
<u>Native Hawaiian or Other Pacific Islander</u>	0	2	<b>2</b>
<u>White</u>	267	571	<b>838</b>
Two or more races	18	33	<b>51</b>
Race and ethnicity unknown	8	12	<b>20</b>
<b>Total women</b>	<b>475</b>	<b>980</b>	<b>1,455</b>
<b>Grand Total (men+women)</b>	<b>778</b>	<b>1,457</b>	<b>2,235</b>

Institution: St Petersburg College (137078)

User ID: P1370781

## Part B - Fall Enrollment by Age and Gender for Full-time Undergraduate Students

Enrollment as of the institution's official fall reporting date or as of **October 15, 2020**NOTE: These data are **optional** this year.

Age	Full-time Undergraduate Students	
	Men	Women
Under 18	347	621
18-19	1,017	1,317
20-21	492	620
22-24	431	558
25-29	457	648
30-34	261	429
35-39	159	250
40-49	137	250
50-64	57	95
65 and over	4	2
Age unknown/unreported	0	0
<b>Total full-time undergraduate students (from part A)</b>	<b>3,362</b>	<b>4,790</b>

Institution: St Petersburg College (137078)

User ID: P1370781

## Part B - Fall Enrollment by Age and Gender for Part-time Undergraduate Students

Enrollment as of the institution's official fall reporting date or as of **October 15, 2020**NOTE: These data are **optional** this year.

Age	Part-time Undergraduate Students	
	Men	Women
Under 18	763	1,256
18-19	822	1,206
20-21	889	1,385
22-24	913	1,588
25-29	959	2,106
30-34	699	1,477
35-39	464	989
40-49	499	1,178
50-64	272	671
65 and over	51	90
Age unknown/unreported	0	1
<b>Total part-time undergraduate students (from part A)</b>	<b>6,331</b>	<b>11,947</b>


Institution: St Petersburg College (137078)

User ID: P1370781

## Part C - Screening Question

Did any of your **first-time degree/certificate-seeking undergraduate students (reported in Part A) enroll within 12 months of graduating high school or receiving their GED?**

- No, we do not have any first-time students who enrolled within 12 months of their high school graduation.
- Yes, we have first-time students who enrolled within 12 months of their high school graduation.

 You may use the box below to provide additional context for the data you have reported above. Context notes will be posted on the College Navigator website. Therefore, you should write all context notes using proper grammar (e.g., complete sentences with punctuation) and common language that can be easily understood by students and parents (e.g., spell out acronyms).

Institution: St Petersburg College (137078)

User ID: P1370781

## Part C - Residence of First-time Undergraduates

Enrollment as of the institution's official fall reporting date or as of **October 15, 2020**Enter **at least one** zero, where applicable, to verify that the screen has not been skipped.

State of <u>residence</u> when student was first admitted	FIPS Code	<b>i</b> Total <u>first-time</u> degree/certificate-seeking undergraduates (1)	Of students in column 1, those who enrolled within 12 months of high school graduation or receiving their GED (2)
Alabama	01	<input type="text" value="1"/>	<input type="text" value="1"/>
Alaska	02	<input type="text"/>	<input type="text"/>
Arizona	04	<input type="text"/>	<input type="text"/>
Arkansas	05	<input type="text"/>	<input type="text"/>
California	06	<input type="text" value="1"/>	<input type="text" value="1"/>
Colorado	08	<input type="text" value="1"/>	<input type="text" value="0"/>
Connecticut	09	<input type="text" value="1"/>	<input type="text" value="1"/>
Delaware	10	<input type="text"/>	<input type="text"/>
District of Columbia	11	<input type="text"/>	<input type="text"/>
Florida	12	<input type="text" value="2,989"/>	<input type="text" value="2,006"/>
Georgia	13	<input type="text" value="9"/>	<input type="text" value="3"/>
Hawaii	15	<input type="text"/>	<input type="text"/>
Idaho	16	<input type="text" value="1"/>	<input type="text" value="1"/>
Illinois	17	<input type="text" value="3"/>	<input type="text" value="0"/>
Indiana	18	<input type="text" value="1"/>	<input type="text" value="1"/>
Iowa	19	<input type="text" value="1"/>	<input type="text" value="1"/>
Kansas	20	<input type="text" value="1"/>	<input type="text" value="1"/>
Kentucky	21	<input type="text"/>	<input type="text"/>
Louisiana	22	<input type="text"/>	<input type="text"/>
Maine	23	<input type="text"/>	<input type="text"/>

Institution: St Petersburg College (137078)

User ID: P1370781

## Part C - Residence of First-time Undergraduates

Enrollment as of the institution's official fall reporting date or as of **October 15, 2020**Enter **at least one** zero, where applicable, to verify that the screen has not been skipped.

State of <u>residence</u> when student was first admitted	FIPS Code	Total <u>first-time</u> degree/certificate-seeking undergraduates (1)	Of students in column 1, those who enrolled within 12 months of high school graduation or receiving their GED (2)
Maryland	24	<input type="text"/>	<input type="text"/>
Massachusetts	25	<input type="text" value="2"/>	<input type="text" value="2"/>
Michigan	26	<input type="text" value="3"/>	<input type="text" value="0"/>
Minnesota	27	<input type="text" value="1"/>	<input type="text" value="0"/>
Mississippi	28	<input type="text"/>	<input type="text"/>
Missouri	29	<input type="text"/>	<input type="text"/>
Montana	30	<input type="text"/>	<input type="text"/>
Nebraska	31	<input type="text"/>	<input type="text"/>
Nevada	32	<input type="text"/>	<input type="text"/>
New Hampshire	33	<input type="text" value="1"/>	<input type="text" value="1"/>
New Jersey	34	<input type="text" value="2"/>	<input type="text" value="1"/>
New Mexico	35	<input type="text"/>	<input type="text"/>
New York	36	<input type="text" value="3"/>	<input type="text" value="2"/>
North Carolina	37	<input type="text"/>	<input type="text"/>
North Dakota	38	<input type="text"/>	<input type="text"/>
Ohio	39	<input type="text" value="4"/>	<input type="text" value="1"/>
Oklahoma	40	<input type="text" value="2"/>	<input type="text" value="0"/>
Oregon	41	<input type="text"/>	<input type="text"/>
Pennsylvania	42	<input type="text" value="4"/>	<input type="text" value="1"/>
Rhode Island	44	<input type="text"/>	<input type="text"/>

Institution: St Petersburg College (137078)


User ID: P1370781

Part C - Residence of First-time Undergraduates

Enrollment as of the institution's **official fall reporting date** or as of **October 15, 2020**

Enter **at least one** zero, where applicable, to verify that the screen has not been skipped.

State of <u>residence</u> when student was first admitted	FIPS Code	Total <u>first-time</u> degree/certificate-seeking undergraduates (1)	Of students in column 1, those who enrolled within 12 months of high school graduation or receiving their GED (2)
South Carolina	45	<input type="text" value="2"/>	<input type="text" value="1"/>
South Dakota	46	<input type="text"/>	<input type="text"/>
Tennessee	47	<input type="text"/>	<input type="text"/>
Texas	48	<input type="text"/>	<input type="text"/>
Utah	49	<input type="text" value="1"/>	<input type="text" value="0"/>
Vermont	50	<input type="text"/>	<input type="text"/>
Virginia	51	<input type="text" value="3"/>	<input type="text" value="0"/>
Washington	53	<input type="text"/>	<input type="text"/>
West Virginia	54	<input type="text"/>	<input type="text"/>
Wisconsin	55	<input type="text" value="1"/>	<input type="text" value="1"/>
Wyoming	56	<input type="text" value="1"/>	<input type="text" value="0"/>
<u>State Unknown</u>	57	<input type="text"/>	<input type="text"/>
American Samoa	60	<input type="text"/>	<input type="text"/>
Federated States of Micronesia	64	<input type="text"/>	<input type="text"/>
Guam	66	<input type="text"/>	<input type="text"/>
Marshall Islands	68	<input type="text"/>	<input type="text"/>
Northern Marianas	69	<input type="text"/>	<input type="text"/>
Palau	70	<input type="text"/>	<input type="text"/>
Puerto Rico	72	<input type="text"/>	<input type="text"/>
Virgin Islands	78	<input type="text"/>	<input type="text"/>
Foreign Countries	90	<input type="text" value="5"/>	<input type="text" value="1"/>
Residence unknown/unreported	98	5	
<b>Total first-time degree/certificate-seeking undergraduates (from Part A)</b>		<b>3,049</b>	<b>2,027</b>

 You may use the box below to provide additional context for the data you have reported above. Context notes will be posted on the College Navigator website. Therefore, you should write all context notes using proper grammar (e.g., complete sentences with punctuation) and common language that can be easily understood by students and parents (e.g., spell out acronyms).

Institution: St Petersburg College (137078)

User ID: P1370781

## Part D - Total Undergraduate Entering Class

## Total Undergraduate Entering Class, Fall 2020

D1	Total full-time, first-time degree/certificate-seeking <u>undergraduates</u> from Part A (GR cohort)	1,679
D2	Total <u>first-time</u> degree/certificate-seeking undergraduates (full-time + part-time) from Part A	3,049
D3	Total <u>transfer-in (non-first-time entering)</u> degree/certificate-seeking undergraduates (full-time + part-time) from Part A	1,450
D4	Total <u>non-degree/non-certificate-seeking</u> undergraduates (full-time + part-time) from Part A	4,546
D5	Of the total non-degree/non-certificate-seeking undergraduates displayed on line D4, <b>the number that are new to the institution in Fall 2020</b>	<input type="text" value="143"/>
D6	Total <u>entering students</u> at the undergraduate level <b>Note:</b> This is calculated as first-time students (line D2) + students transferring to the institution (line D3) + non-degree/non-certificate-seeking undergraduates entering in Fall 2020 (line D5).	4,642
D7	Percentage of undergraduate entering class represented by your GR cohort (line D1/line D6)	36



Institution: St Petersburg College (137078)

User ID: P1370781

## Part E - First-time Bachelor's Cohort Retention Rates (Full-time)

**Retention Rates - Full-time, First-time Bachelor's Cohort from Fall 2019**

Academic reporters determine the cohort and retention as of the institution's official fall reporting date or as of October 15. Program reporters determine the cohort with enrollment any time between August 1 and October 31, 2019 and retention based on August 1, 2020.

The retention rate is calculated by the system after clicking "Save" on the screen. Exclusions are subtracted from and inclusions are added to the original cohort and the resulting adjusted cohort is used for calculating the retention rate.

## Retention Data Reporting Reminders:

- Include only **full-time, first-time bachelor's** students in this cohort.
- Determine the full-time cohort using Fall 2019 status (e.g., if a student was full-time in Fall 2019, report them in the full-time cohort regardless of their Fall 2020 status).
- If there are no students to report in the cohort, enter zero. Do not leave the field blank.
- Report in the exclusions box (line E2a) the number of students from the cohort who left the institution for any of the following reasons: died or were totally and permanently disabled; to serve in the armed forces (including those called to active duty); to serve with a foreign aid service of the Federal Government (e.g., Peace Corps); or to serve on official church missions.
- Report in the inclusion box (line E2b) first-time bachelor's-seeking study abroad students who were excluded from the first-time cohort (line E1) but who have re-enrolled at the institution their second year.

FULL-TIME, FIRST-TIME BACHELOR'S COHORT RETENTION:				Prior year data (Fall 2018 cohort)	
<b>E1</b>	Full-time, first-time Fall 2019 bachelor's cohort	<input type="text" value="0"/>		0	
<b>E2a</b>	<u>Exclusions</u> from the Fall 2019 cohort	<input type="text" value="0"/>		0	
<b>E2b</b>	Inclusion to the Fall 2019 cohort	<input type="text"/>		0	
<b>E3</b>	<b>Adjusted</b> Fall 2019 cohort (line E1- E2a + E2b)	<b>0</b>		0	
<b>E4</b>	Students from Fall 2019 cohort <b>still enrolled</b> as of Fall 2020	<input type="text" value="0"/>		0	
<b>E5</b>	Full-time, first-time Fall 2019 bachelor's cohort retention rate (line E4 / line E3)		%		%

 The notes below provide context for the data you've reported above and **may** be posted on the College Navigator website.

Choose one option that best explains your data or choose "Non-applicable" if you do not wish to provide context notes. If none of the options provided explain your institution's data, then choose "Other" and write your own context notes. Therefore, you should write all context notes using proper grammar (e.g., complete sentences with punctuation) and common language that can be easily understood by students and parents (e.g., spell out acronyms).

Not Applicable 

Institution: St Petersburg College (137078)

User ID: P1370781

Part E - First-time Bachelor's Cohort Retention Rates (Part-time)

**Retention Rates - Part-time, First-time Bachelor's Cohort from Fall 2019**


Academic reporters determine the cohort and retention as of the institution's official fall reporting date or as of October 15. Program reporters determine the cohort with enrollment any time between August 1 and October 31, 2019 and retention based on August 1, 2020.

The retention rate is calculated by the system after clicking "Save" on the screen. Exclusions are subtracted from the original cohort and the resulting adjusted cohort is used for calculating the retention rate.

Retention Data Reporting Reminders:

- Include only **part-time, first-time bachelor's-seeking** students in this cohort.
- Determine part-time using Fall 2019 attendance status (e.g., if a student was part-time in Fall 2019, report them in the part-time cohort regardless of their Fall 2020 status).
- If there are no students to report in the cohort, enter zero. Do not leave the field blank.
- Report in the exclusions box (line E7a) the number of students from the cohort who left the institution for any of the following reasons: died or were totally and permanently disabled; to serve in the armed forces (including those called to active duty); to serve with a foreign aid service of the Federal Government (e.g., Peace Corps); or to serve on official church missions.
- Report in the inclusion box (line E7b) first-time bachelor's-seeking study abroad students who were excluded from the first-time cohort (line E6) but who have re-enrolled at the institution their second year.

PART-TIME, FIRST-TIME BACHELOR'S COHORT RETENTION:				Prior year data (Fall 2018 cohort)	
<b>E6</b>	Part-time, first-time Fall 2019 bachelor's cohort	<input type="text" value="0"/>		0	
<b>E7a</b>	<u>Exclusions</u> from the Fall 2019 cohort	<input type="text" value="0"/>		0	
<b>E7b</b>	Inclusions to the Fall 2019 cohort	<input type="text"/>		0	
<b>E8</b>	<b>Adjusted</b> Fall 2019 cohort (line E6 - E7a + E7b)	<b>0</b>		0	
<b>E9</b>	Students from Fall 2019 cohort <b>still enrolled</b> as of Fall 2020	<input type="text" value="0"/>		0	
<b>E10</b>	Part-time, first-time Fall 2019 bachelor's cohort retention rate (line E9 / line E8)		%		%

 The notes below provide context for the data you've reported above and **may** be posted on the College Navigator website. Choose one option that best explains your data or choose "Non-applicable" if you do not wish to provide context notes. If none of the options provided explain your institution's data, then choose "Other" and write your own context notes. Therefore, you should write all context notes using proper grammar (e.g., complete sentences with punctuation) and common language that can be easily understood by students and parents (e.g., spell out acronyms).

Institution: St Petersburg College (137078)

User ID: P1370781

## Part F - Student-to-Faculty Ratio

**Student-to-Faculty Ratio**

Please provide your institution's student-to-faculty ratio (i.e., student-to-instructional staff) for undergraduate programs for Fall 2020. The student-to-faculty ratio and any accompanying context that is provided will be displayed on College Navigator.

Note: Logic in this item is similar to item I-2 from the Common Data Set data collection.

Click [here](#) to use a worksheet to help you determine the student-to-faculty ratio


Student-to-faculty ratio

to 1

Student-to-faculty ratio prior year

22

to 1

 You may use the box below to provide additional context for the data you have reported above. Context notes will be posted on the College Navigator website. Therefore, you should write all context notes using proper grammar (e.g., complete sentences with punctuation) and common language that can be easily understood by students and parents (e.g., spell out acronyms).

Institution: St Petersburg College (137078)

User ID: P1370781

Prepared by

Reporting Reminders:

- The name of the preparer is being collected so that we can follow up with the appropriate person in the event that there are questions concerning the data.
- The Keyholder will be copied on all email correspondence to other preparers.
- The time it took to prepare this component is being collected so that we can continue to improve our estimate of the reporting burden associated with IPEDS.
- Please include in your estimate the time it took for you to review instructions, query and search data sources, complete and review the component, and submit the data through the Data Collection System.
- Thank you for your assistance.

This survey component was prepared by:

<input checked="" type="radio"/>	Keyholder	<input type="radio"/>	SFA Contact	<input type="radio"/>	HR Contact
<input type="radio"/>	Finance Contact	<input type="radio"/>	Academic Library Contact	<input type="radio"/>	Other
Name:	<input type="text" value="Theresa Dimmer"/>				
Email:	<input type="text" value="Dimmer.Theresa@spcollege.edu"/>				

How many staff from your institution only were involved in the data collection and reporting process of this survey component?

Number of Staff (including yourself)

How many hours did you and others from your institution only spend on each of the steps below when responding to this survey component?  
 Exclude the hours spent collecting data for state and other reporting purposes.

Staff member	Collecting Data Needed	Revising Data to Match IPEDS Requirements	Entering Data	Revising and Locking Data
Your office	<input type="text" value="1.00"/> hours	<input type="text" value="1.00"/> hours	<input type="text" value="1.00"/> hours	<input type="text" value="1.00"/> hours
Other offices	<input type="text"/> hours	<input type="text"/> hours	<input type="text"/> hours	<input type="text"/> hours

Institution: St Petersburg College (137078)

User ID: P1370781

## Summary

### Fall Enrollment Survey Summary

IPEDS collects important information regarding your institution. All data reported in IPEDS survey components become available in the IPEDS Data Center and appear as aggregated data in various Department of Education reports. Additionally, some of the reported data appears specifically for your institution through the College Navigator website and is included in your institution's Data Feedback Report (DFR). The purpose of this summary is to provide you an opportunity to view some of the data that, when accepted through the IPEDS quality control process, will appear on the College Navigator website and/or your DFR. College Navigator is updated approximately three months after the data collection period closes and Data Feedback Reports will be available through the [Data Center](#) and sent to your institution's CEO in November 2020.

Please review your data for accuracy. If you have questions about the data displayed below after reviewing the data reported on the survey screens, please contact the IPEDS Help Desk at: 1-877-225-2568 or [ipedshelp@rti.org](mailto:ipedshelp@rti.org).

## Four-Year Institutions without Graduate Students

Undergraduate Student Enrollment	
Total enrollment	26,430
Transfer-in enrollment	1,450
Student-to-faculty ratio	23 to 1

Undergraduate Student Characteristics	
Percent of undergraduates who are female	63%
Percent of undergraduates who are full-time	31%
Percent of undergraduates by race/ethnicity:	
American Indian or Alaska Native	0%
Asian	4%
Black or African American	13%
Hispanic/Latino	16%
Native Hawaiian or Pacific Islander	0%
White	60%
Two or More Races	4%
Race and ethnicity unknown	2%
Nonresident alien	1%
Percent of first-time degree/certificate seeking students from in state	98%
Percent of first-time degree/certificate seeking students from out-of-state	2%
Percent of first-time degree/certificate seeking students from foreign countries	0%
Percent of first-time degree/certificate seeking students residency unknown	0%

Undergraduate Retention and Graduation Rate Cohort	
First-time, full-time bachelor's seeking student retention rate	N/A
First-time, part-time bachelor's seeking student retention rate	N/A
Graduation rate cohort as percent of total entering students	36%

Institution: St Petersburg College (137078 )

User ID: P1370781

Edit Report

Fall Enrollment

**There are no errors for the selected survey and institution.**