

How Can We Help You? Exploring the Toolbox of Institutional Effectiveness

Magaly Tymms
Jennifer McBride
Amy Eggers
Robert Mohr





Our Crew



Magaly Tymms, Director of Institutional Effectiveness
Email: Tymms.Magaly@spcollege.edu



Jennifer McBride, Assoc. Director, Accreditation & Assessment
Email: McBride.Jennifer@spcollege.edu



Amy Eggers, Coord., Accreditation & Baccalaureate Assessment
Email: Eggers.Amy@spcollege.edu



Robert Mohr, Research Specialist
Email: Mohr.Robert@spcollege.edu



Welcome to Institutional Effectiveness

Mission of IE

The mission of the Office of Institutional Effectiveness (IE) at SPC is to collaborate with academic, student, and administrative units to accurately assess performance for the purpose of continuously improving student success.

IE will accomplish this by providing support to all academic programs, student support services, and administrative units, through the integrated, systematic, explicit, and documented process of measuring performance against the SPC mission for the purpose of continuous improvement.

Goal of IE

The primary goal of SPC's Office of Institutional Effectiveness is to conduct assessments, program reviews, program viability, and surveys, using data analyses to support a culture of process improvement at SPC.



What Do We Do?

- Assess Programs & Student Support Services
- Conduct Program Reviews
- Administer Student Surveys
- Collect & Analyze Data
- Support QEP Processes
- Report Results
- Encourage Continuous Process Improvements



Educational Outcomes Reports

AS Academic Program Reviews

BAS Academic Program Reviews

BS Academic Program Reviews

Show 20 entries

Search:

| YEAR | AS Degree, Academic Program Review |
|---------|--|
| 2018-19 | Veterinary Technology |
| 2018-19 | Paralegal Studies |
| 2018-19 | Human Services |
| 2018-19 | Early Childhood Education |
| 2018-19 | Dental Hygiene |
| 2018-19 | Crime Scene Technology |
| 2017-18 | Radiography |
| 2017-18 | Fire Science Technology |
| 2017-18 | Engineering Technology |
| 2017-18 | Emergency Medical Services |





INSTITUTIONAL EFFECTIVENESS: STUDENT RESEARCH

The [Tampa Bay Bridge to the Baccalaureate \(TB-B2B\) Program](#) provides resources and support to St. Petersburg College (SPC) Science, Technology, Engineering, and Mathematics (STEM) students as they work to achieve their 4-year STEM degree. The program is grant funded by the National Science Foundation (NSF) as part of the Louis Stokes Alliance for Minority Participation (LSAMP).

A goal of the NSF LSAMP TB-B2B grant is for each College in the TB-B2B alliance to provide undergraduate research experiences (UREs) to students during their first and second years of undergraduate studies.

Eight St. Petersburg College TB-B2B students participated in 8-week UREs within their field of interest during 2018-19. UREs included research projects in five categories, Microbiology, Mathematics/Statistics, Environmental Science, Robotics Technology, and Cybersecurity.

Research projects are included in the 2018-19 annual document: [2018-19 NSF TB-B2B UREs](#)



National Science Foundation Louis Stokes Alliance for Minority Participation
Tampa Bay Bridge to the Baccalaureate Alliance Undergraduate Research Experiences
2018-2019 St. Petersburg College Student Research Projects



This material is based upon work supported by the National Science Foundation under Grant No. 1710781. Any opinions, findings, and conclusions or recommendations expressed in this material are those of the author(s) and do not necessarily reflect the views of the National Science Foundation.

SPC St. Petersburg
College



Academic Assessments

| | Program Assessment | CAPR | Viability Report |
|----------------------|--|---|------------------------------------|
| Frequency | Every 3 years | Every 4 years | Every fall |
| Purpose | Program Learning Outcomes | 360-degree overview | Snapshot |
| Data Source(s) | Capstone Projects Portfolios End-of-Program data | Pulse BI State Data SPC Survey Data | Power BI Pulse BI State Data |
| Value of Report | Student Success | Program Health | Program Health |
| Where to Find Report | Educational Outcomes | | |




Academic Assessments

| | Student Survey of Instruction (SSI) |
|----------------------|---|
| Frequency | Every semester |
| Purpose | Gauge student satisfaction with instruction and instructors |
| Value of Report | Faculty Engagement Organization and Preparation Learning Experience |
| Where to Find Report | Student Survey Center |




Institutional Surveys

| | Entering Student Survey | Enrolled Student Survey | Graduating Student Survey |
|----------------------|-----------------------------------|---------------------------------------|---|
| Frequency | Annual | | |
| Purpose | Demographic Profile Why SPC? | Student Satisfaction | Demographic Profile Educational Outcomes |
| Value of Report | Improve enrollment and experience | Improve student and academic services | Determine impact of educational process |
| Where to Find Report | IE Website | | |



External Surveys

| | Community College Survey of Student Engagement (CCSSE) | Survey of Entering Student Engagement (SENSE) |
|-----------------|--|--|
| Schedule | Every other year | Every other year |
| Benchmarks | Active and Collaborative Learning Student Effort Academic Challenge Student-Faculty Interaction Support for Learners | Early Connections High Expectations and Aspirations Clear Academic Plan and Pathway Effective Track to College Readiness Engaged Learning Academic / Social Support Network |
| Surveyed | Sample of all students | Sample of entering students |
| Value of Report | Compares SPC to other institutions | Compares SPC to other institutions |
| Report Located | IE Website | IE Website |



Student Services Assessment

| | Program / Admin Assessments | Titan Experience Survey |
|----------------------|---|---|
| Frequency | Every 3 years, with annual updates | Weekly / After Services |
| Purpose | Program and Department Outcomes | Student Feedback |
| Data Source(s) | <ul style="list-style-type: none">• Program-specific Data• TES Reports• Surveys | <ul style="list-style-type: none">• Survey Monkey |
| Value of Report | Program / Departmental Improvement and Student Success | Improve Student Services |
| Where to Find Report | Educational Outcomes Website | IE Website / Individual Dept. |



Accreditation / QEP

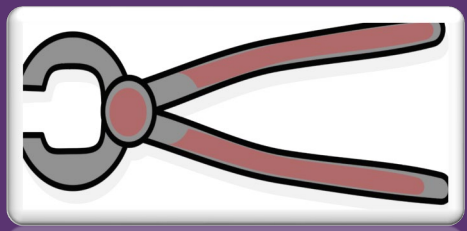
QEP: Neighborhoods for Success

- Targeted student population
- Intensive advising, academic and life skills, and support from faculty and success coaches
- Assessment for continuous improvement



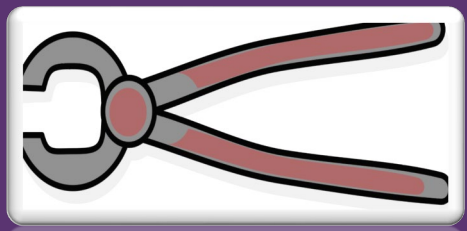
READY,
SET,
SUCCEED!

qep.spcollege.edu | [#getreadyspc](https://twitter.com/getreadyspc)



Post-Graduation Data

| | Recent Alumni Survey | Employer Survey |
|-----------------|---|--|
| Schedule | Six months after graduation | After completion of year's Recent Alumni survey |
| Subjects | Goals Employment Continuing Education General Education Outcomes | Employee Preparation Employment Details Support Activities for SPC |
| Reporting | Annual | Annual |
| Value of Report | Student Success, Placement | Preparation, Employer Relations |
| Reports Located | Research Brief: IE Website Program Reports: Ed Outcomes | Research Brief: IE Website Program Reports: Ed Outcomes |
| Used In | CAPR, Fact Book Table 10 | CAPR |



Post-Graduation Data

| Florida Education & Training Placement Information Program (FETPIP) | |
|--|---|
| Schedule | Annually in October / November |
| Basis | Graduation data sent to FETPIP by SPC's IR department |
| Data Available | Degree Fields Industries of Employment Colleges of Graduates Lower Division Only |
| Value of Report | Industries of Employment Positive Placement Outcomes (Employment, Military, Continuing Ed) |
| Used In | Fact Book Table 10 Student Right-to-Know Placement & Follow-Up Upper Division values come from Recent Alumni survey |



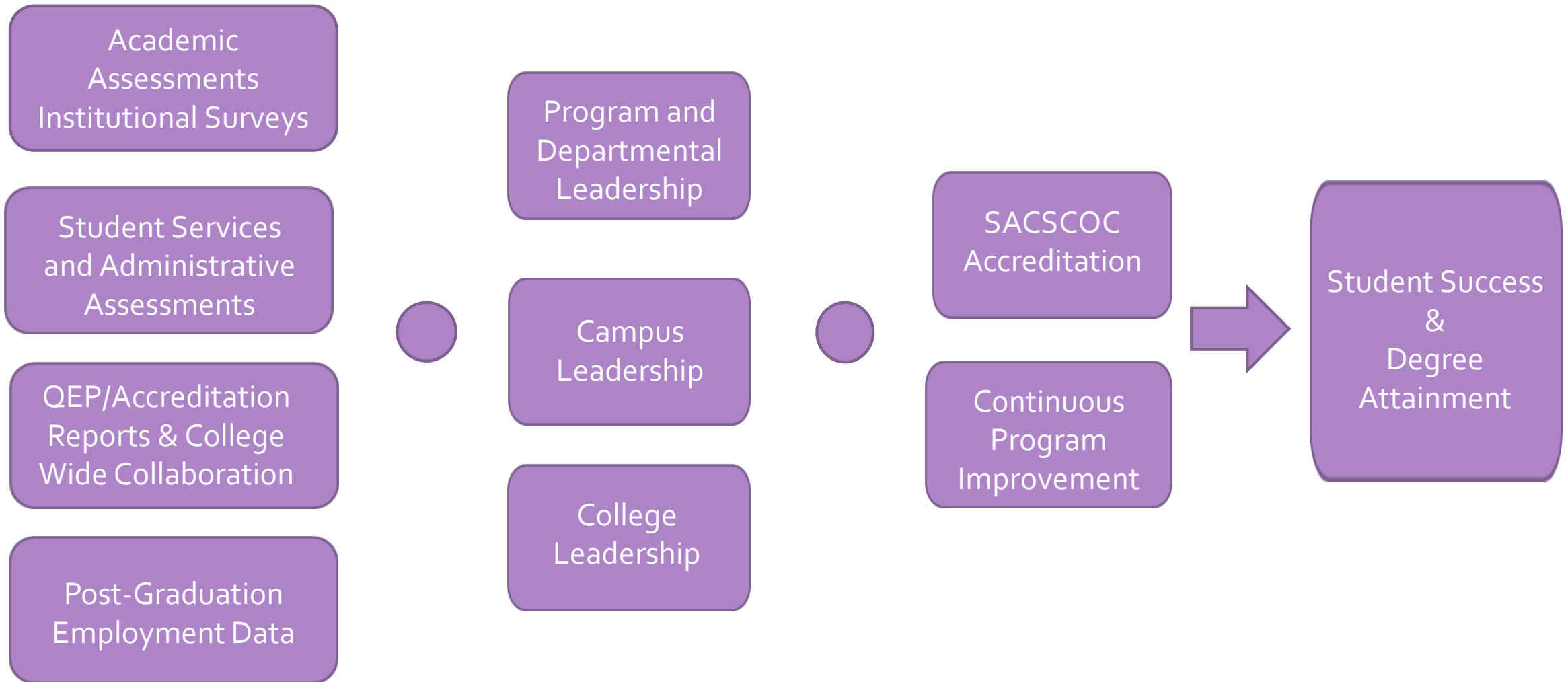
Tools to Assist You

- ❑ **Assessment Data**
- ❑ **Survey Building for Your Dept. / Program**
 - Survey Monkey / WITS—*ex. ISPS*
 - Assessment / Survey Design expertise
 - Include your questions in our tools—*ex. Post Graduate Surveys*
- ❑ **Goal Setting / Strategic Planning**
 - Assist with aligning program and academic assessments to departmental and College strategic goals

Collaboration is the key to success!



Department Impact





Links to Resources

❑ Educational Outcomes

- <https://web.spcollege.edu/edoutcomes/>

❑ Student Survey Center

- <https://www.spcollege.edu/current-students/student-affairs/student-right-to-know/student-survey-center>


❑ Institutional Effectiveness

- <https://ir.spcollege.edu/institutional-effectiveness>



Q&A





Thank You!