

Institution: St Petersburg College (137078)

User ID: P1370781

Completions Overview

Welcome to the IPEDS Completions survey component. The Completions component is one of several IPEDS components that is conducted during the Fall data collection period. It collects the number of degrees and certificates awarded by field of study, level of award, race/ethnicity, and gender. The reporting period for the Completions component is during the 12-month time period beginning July 1 of the previous calendar year and ending June 30 of the current calendar year; therefore, for this year's Completions component, the reporting period is between July 1, 2017 and June 30, 2018. The Completions component is also collecting the number of students (e.g., completers) who earned awards between July 1, 2017 and June 30, 2018.

Completions Common Errors

Some common completions component errors include the following:

- Including award levels on your current year Completions that were not reported on your previous year's (PY) Institutional Characteristics (IC). [Award levels in the PY IC component cannot be changed; therefore, contact the IPEDS Help Desk at 1-877-225-2568 if you need assistance.]
- Forgetting to select CIP codes for new programs of study that are offered by the institution, but do not have completions for the reporting period.
- Forgetting to enter in zero in at least one of the cells for CIP codes that do not have completions.

Recent Changes

- The following question on **distance education** has been added to the bottom of each individual "CIP Data" screen:
"Is this program offered as a distance education program?"
- The following two screens, which collect data specifically on students were added to this component, beginning in the 2012-13 survey year:
 - **"All Completers"** - Collects the number of students who earned an award between July 1, 2017 and June 30, 2018 by gender and race/ethnicity. (The intent of this screen is to collect an **unduplicated count** of total numbers of completers.)
 - **"Completers by Level"** - Collects the number of students who earned an award between July 1, 2017 and June 30, 2018 by award level and 1) by gender; 2) by race/ethnicity; and 3) by age.
- The definition for Post-baccalaureate Certificate has changed slightly since the 2014-15 collection. The new definition is as follows: **An award that requires completion of an organized program of study beyond the bachelor's. It is designed for persons who have completed a baccalaureate degree, but does not meet the requirements of a master's degree.**

NOTE: Even though Teacher Preparation certificate programs may require a bachelor's degree for admission, they are considered sub-baccalaureate undergraduate programs, and students in these programs are undergraduate students.

General Information

CIP Codes:
The [CIP 2010 Website](#) includes a list of new CIP codes, a list of deleted CIP codes, a list of moved CIP Codes, and an online crosswalk of the 2000 CIP and 2010 CIP.

The [Resources Page](#) of the CIP 2010 website contains many valuable resources including:

- CIP 2010 Manual and copies of previous editions of the CIP Manual
- Crosswalk between the 2000 CIP codes and the 2010 CIP codes in Excel format

Keep in mind that some information provided by institutions on the Completions component appear in the [College Navigator](#), which is a major tool used by consumers searching for information about postsecondary education. It is therefore vitally important that you include accurate information about your institution.

Survey materials can be downloaded using the following link: [Survey Materials](#).

The prior year revision system can be accessed using the following link: [Prior Year Revision System](#)

Completions CIP Data

CIPCODE	Award Level	Major	Gender	Non Resident Alien	Hispanic / Latino	American Indian or Alaska Native	Asian	Black or African American	Native Hawaiian or Other Pacific Islander	White	Two or more Races	Race/ ethnicity unknown	Total	distance education program
03.0104 Environmental Science	3 - Associate's degree	1	Men	0	0	0	0	0	0	6	0	0	6	
			Women	0	1	0	0	0	0	7	0	1	9	
			Total	0	1	0	0	0	0	13	0	1	15	No
03.0299 Natural Resources Management and Policy, Other	5 - Bachelor's degree	1	Men	0	5	0	0	0	0	11	0	2	18	
			Women	0	0	0	1	0	0	8	1	0	10	
			Total	0	5	0	1	0	0	19	1	2	28	Yes
04.0901 Architectural Technology/Technician	3 - Associate's degree	1	Men	0	0	0	0	1	0	2	0	0	3	
			Women	0	1	0	0	0	0	0	0	1	2	
			Total	0	1	0	0	1	0	2	0	1	5	No
09.0702 Digital Communication and Media/Multimedia	1 - Awards of less than 1 academic year	1	Men	0	2	0	0	1	0	12	0	2	17	
			Women	0	1	0	0	0	4	1	0	6		
			Total	0	3	0	0	1	0	16	1	2	23	No
10.0105 Communications Technology/Technician	1 - Awards of less than 1 academic year	1	Men	0	4	0	1	3	0	24	1	1	34	
			Women	0	1	0	0	0	16	2	1	20		
			Total	0	5	0	1	3	0	40	3	2	54	No
11.0103 Information Technology	1 - Awards of less than 1 academic year	1	Men	1	2	0	0	0	0	10	0	2	15	
			Women	0	1	0	0	0	13	1	0	15		
			Total	1	3	0	0	0	23	1	2	30	Yes	
11.0103 Information Technology	3 - Associate's degree	1	Men	0	0	0	0	1	0	1	1	0	3	
			Women	0	1	0	0	0	0	4	0	0	5	
			Total	0	1	0	0	1	0	5	1	0	8	Yes
11.0201 Computer Programming/Programmer, General	1 - Awards of less than 1 academic year	1	Men	1	8	0	2	0	0	29	2	2	44	
			Women	1	2	0	1	0	3	0	1	8		
			Total	2	10	0	3	0	0	32	2	3	52	Yes
11.0201 Computer Programming/Programmer, General	3 - Associate's degree	1	Men	0	4	0	0	1	0	23	0	0	28	
			Women	0	0	0	0	0	4	0	0	4		
			Total	0	4	0	0	1	0	27	0	0	32	Yes
11.0202 Computer Programming, Specific Applications	2 - Awards of at least 1 but less than 2 academic years	1	Men	1	3	0	1	0	0	13	0	0	18	
			Women	0	1	0	1	0	2	0	0	4		
			Total	1	4	0	2	0	15	0	0	22	Yes	
11.0801 Web Page, Digital/Multimedia and Information Resources Design	2 - Awards of at least 1 but less than 2 academic years	1	Men	0	0	0	0	0	0	0	0	0	0	
			Women	0	1	0	0	0	0	0	0	1		
			Total	0	1	0	0	0	0	0	0	1	No	
11.0801 Web Page, Digital/Multimedia and Information Resources Design	3 - Associate's degree	1	Men	0	2	0	0	0	0	10	1	0	13	
			Women	0	0	0	0	1	0	13	0	0	14	
			Total	0	2	0	0	1	0	23	1	0	27	Yes
11.1001 Network and System Administration/Administrator	1 - Awards of less than 1 academic year	1	Men	0	11	0	4	4	0	59	3	0	81	
			Women	0	0	0	0	2	0	6	1	0	9	
			Total	0	11	0	4	6	0	65	4	0	90	Yes

CIPCODE	Award Level	Major	Gender	Non Resident Alien	Hispanic / Latino	American Indian or Alaska Native	Asian	Black or African American	Native Hawaiian or Other Pacific Islander	White	Two or more Races	Race/ ethnicity unknown	Total	distance education program
11.1001 Network and System Administration/Administrator	3 - Associate's degree	1	Men	1	3	0	2	1	0	14	0	0	21	
			Women	0	0	0	0	0	0	2	0	0	2	
			Total	1	3	0	2	1	0	16	0	0	23	Yes
11.1003 Computer and Information Systems Security/Information Assurance	1 - Awards of less than 1 academic year	1	Men	0	5	0	2	5	0	49	1	5	67	
			Women	0	1	0	2	0	12	1	0	16		
			Total	0	6	0	4	5	0	61	2	5	83	Yes
11.1003 Computer and Information Systems Security/Information Assurance	3 - Associate's degree	1	Men	0	2	0	1	4	0	19	0	2	28	
			Women	0	0	0	2	0	0	2	1	0	5	
			Total	0	2	0	3	4	0	21	1	2	33	Yes
11.1005 Information Technology Project Management	3 - Associate's degree	1	Men	0	0	0	0	1	0	5	0	0	6	
			Women	0	0	0	0	0	0	1	0	0	1	
			Total	0	0	0	0	1	0	6	0	0	7	No
11.1099 Computer/Information Technology Services Administration and Management, Other	5 - Bachelor's degree	1	Men	1	10	0	4	9	0	68	3	5	100	
			Women	0	2	0	0	3	0	17	0	0	22	
			Total	1	12	0	4	12	0	85	3	5	122	Yes
12.0301 Funeral Service and Mortuary Science, General	1 - Awards of less than 1 academic year	1	Men	0	0	0	0	2	0	2	0	0	4	
			Women	0	0	0	0	4	0	5	1	0	10	
			Total	0	0	0	0	6	0	7	1	0	14	Yes
12.0301 Funeral Service and Mortuary Science, General	3 - Associate's degree	1	Men	0	0	0	0	1	0	5	1	0	7	
			Women	0	5	0	0	3	0	10	0	0	18	
			Total	0	5	0	0	4	0	15	1	0	25	No
13.1001 Special Education and Teaching, General	5 - Bachelor's degree	1	Men	0	1	0	1	0	0	4	0	0	6	
			Women	0	1	0	1	0	9	1	0	12		
			Total	0	2	0	2	0	13	1	0	18	No	
13.1003 Education/Teaching of Individuals with Hearing Impairments Including Deafness	3 - Associate's degree	1	Men	0	0	0	0	1	0	0	0	0	1	
			Women	0	1	0	0	0	0	7	1	0	9	
			Total	0	1	0	0	1	0	7	1	0	10	No
13.1202 Elementary Education and Teaching	5 - Bachelor's degree	1	Men	0	1	0	0	1	0	4	0	0	6	
			Women	0	2	0	0	0	0	49	0	1	52	
			Total	0	3	0	0	1	0	53	0	1	58	Yes
13.1210 Early Childhood Education and Teaching	3 - Associate's degree	1	Men	0	0	0	0	1	0	0	0	0	1	
			Women	0	2	0	0	4	0	5	0	0	11	
			Total	0	2	0	0	5	0	5	0	0	12	Yes
13.1210 Early Childhood Education and Teaching	5 - Bachelor's degree	1	Men	0	0	0	0	0	0	0	0	0	0	
			Women	0	0	0	0	0	0	0	1	0	1	
			Total	0	0	0	0	0	0	0	1	0	1	No
13.1309 Technology Teacher Education/Industrial Arts Teacher Education	5 - Bachelor's degree	1	Men	0	0	0	0	0	0	0	0	0	0	
			Women	0	0	0	0	0	0	0	0	0	0	
			Total	0	0	0	0	0	0	0	0	0	0	No
13.1311 Mathematics Teacher Education	5 - Bachelor's degree	1	Men	1	0	0	0	0	0	5	0	0	6	
			Women	0	0	0	0	1	0	6	0	0	7	
			Total	1	0	0	0	1	0	11	0	0	13	No

CIPCODE	Award Level	Major	Gender	Non Resident Alien	Hispanic / Latino	American Indian or Alaska Native	Asian	Black or African American	Native Hawaiian or Other Pacific Islander	White	Two or more Races	Race/ ethnicity unknown	Total	distance education program	
13.1316 Science Teacher Education/General Science Teacher Education	5 - Bachelor's degree	1	Men	0	0	0	0	0	0	0	0	0	0		
			Women	0	1	0	0	0	0	0	0	0	0	1	
			Total	0	1	0	0	0	0	0	0	0	0	0	1
13.1322 Biology Teacher Education	5 - Bachelor's degree	1	Men	0	0	0	0	0	0	1	0	0	1		
			Women	0	0	0	0	0	0	2	0	0	0	2	
			Total	0	0	0	0	0	0	3	0	0	0	3	No
13.9999 Education, Other	1 - Awards of less than 1 academic year	1	Men	0	0	0	0	0	0	1	0	0	1		
			Women	0	2	0	0	0	0	10	0	0	0	12	
			Total	0	2	0	0	0	0	11	0	0	0	13	No
13.9999 Education, Other	5 - Bachelor's degree	1	Men	0	2	0	1	1	0	4	0	0	8		
			Women	0	3	0	1	6	0	34	0	1	45		
			Total	0	5	0	2	7	0	38	0	1	53	Yes	
15.0000 Engineering Technology, General	1 - Awards of less than 1 academic year	1	Men	0	1	0	1	0	1	13	1	0	17		
			Women	1	0	0	0	1	0	7	0	0	9		
			Total	1	1	0	1	1	1	20	1	0	26	No	
15.0000 Engineering Technology, General	3 - Associate's degree	1	Men	0	2	0	2	2	1	11	1	0	19		
			Women	1	0	0	0	1	0	3	0	0	5		
			Total	1	2	0	2	3	1	14	1	0	24	No	
15.0303 Electrical, Electronic and Communications Engineering Technology/Technician	1 - Awards of less than 1 academic year	1	Men	0	2	0	0	1	0	1	0	0	4		
			Women	0	0	0	0	0	0	1	0	0	0	1	
			Total	0	2	0	0	1	0	2	0	0	0	5	No
15.0401 Biomedical Technology/Technician	3 - Associate's degree	1	Men	0	0	0	0	2	0	2	0	0	4		
			Women	0	0	0	0	0	0	3	0	0	3		
			Total	0	0	0	0	2	0	5	0	0	0	7	No
15.0702 Quality Control Technology/Technician	1 - Awards of less than 1 academic year	1	Men	0	1	0	0	1	1	3	1	0	7		
			Women	0	1	0	0	0	0	8	0	0	9		
			Total	0	2	0	0	1	1	11	1	0	16	No	
15.0803 Automotive Engineering Technology/Technician	3 - Associate's degree	1	Men	0	0	0	0	0	0	0	0	0	0		
			Women	0	0	0	0	0	0	0	0	0	0	0	
			Total	0	0	0	0	0	0	0	0	0	0	0	No
15.1301 Drafting and Design Technology/Technician, General	1 - Awards of less than 1 academic year	1	Men	0	0	0	0	0	0	0	0	0	0		
			Women	0	0	0	0	0	0	1	0	0	0	1	
			Total	0	0	0	0	0	0	1	0	0	0	1	No
15.1301 Drafting and Design Technology/Technician, General	3 - Associate's degree	1	Men	1	0	0	0	0	0	2	0	1	4		
			Women	0	0	0	0	0	0	1	0	0	0	1	
			Total	1	0	0	0	0	0	3	0	1	5	No	
15.1303 Architectural Drafting and Architectural CAD/CADD	1 - Awards of less than 1 academic year	1	Men	1	2	0	1	0	0	8	1	0	13		
			Women	1	0	0	0	1	0	3	0	0	5		
			Total	2	2	0	1	1	0	11	1	0	18	No	
19.0709 Child Care Provider/Assistant	1 - Awards of less than 1 academic year	1	Men	0	0	0	0	1	0	0	0	0	1		
			Women	0	4	0	1	10	0	19	0	1	35		
			Total	0	4	0	1	11	0	19	0	1	36	Yes	
22.0302 Legal Assistant/Paralegal	1 - Awards of less than 1 academic year	1	Men	0	0	0	0	0	0	1	0	0	1		
			Women	0	4	0	0	2	0	10	1	0	17		

CIPCODE	Award Level	Major	Gender	Non Resident Alien	Hispanic / Latino	American Indian or Alaska Native	Asian	Black or African American	Native Hawaiian or Other Pacific Islander	White	Two or more Races	Race/ ethnicity unknown	Total	distance education program
Securities Services Administration/Management	3 - Associate's degree		Women	0	0	0	0	0	0	0	0	0	0	
			Total	0	0	0	0	0	0	0	0	0	0	No
43.0116 Cyber/Computer Forensics and Counterterrorism	3 - Associate's degree	1	Men	0	0	0	0	0	0	3	0	0	3	
			Women	0	1	0	0	1	0	3	0	0	5	
			Total	0	1	0	0	1	0	6	0	0	8	Yes
43.0201 Fire Prevention and Safety Technology/Technician	1 - Awards of less than 1 academic year	1	Men	0	11	3	0	1	0	33	0	1	49	
			Women	0	2	0	0	0	4	0	0	6		
			Total	0	13	3	0	1	0	37	0	1	55	No
43.0201 Fire Prevention and Safety Technology/Technician	3 - Associate's degree	1	Men	0	5	0	0	1	0	10	0	0	16	
			Women	0	0	0	0	0	0	0	0	0	0	
			Total	0	5	0	0	1	0	10	0	0	16	Yes
43.0202 Fire Services Administration	1 - Awards of less than 1 academic year	1	Men	0	0	0	0	0	0	0	0	0	0	
			Women	0	0	0	0	0	0	0	0	0	0	
			Total	0	0	0	0	0	0	0	0	0	0	No
43.0203 Fire Science/Fire-fighting	1 - Awards of less than 1 academic year	1	Men	0	2	0	2	2	1	40	1	2	50	
			Women	0	0	0	1	0	6	0	0	7		
			Total	0	2	0	3	2	1	46	1	2	57	No
43.0302 Crisis/Emergency/Disaster Management	1 - Awards of less than 1 academic year	1	Men	0	0	0	0	0	0	2	0	0	2	
			Women	0	1	0	0	0	3	0	0	4		
			Total	0	1	0	0	0	5	0	0	6	Yes	
43.0302 Crisis/Emergency/Disaster Management	3 - Associate's degree	1	Men	0	0	0	0	0	0	4	0	0	4	
			Women	0	1	0	0	0	3	0	0	4		
			Total	0	1	0	0	0	7	0	0	8	Yes	
43.0399 Homeland Security, Other	1 - Awards of less than 1 academic year	1	Men	0	0	0	0	0	0	1	0	0	1	
			Women	0	1	0	0	0	3	0	1	5		
			Total	0	1	0	0	0	4	0	1	6	No	
43.9999 Homeland Security, Law Enforcement, Firefighting and Related Protective Services, Other	5 - Bachelor's degree	1	Men	0	9	1	0	6	0	37	2	0	55	
			Women	1	1	0	1	4	0	20	0	2	29	
			Total	1	10	1	1	10	0	57	2	2	84	Yes
44.0401 Public Administration	5 - Bachelor's degree	1	Men	0	1	0	2	0	0	4	0	0	7	
			Women	0	1	0	0	3	0	6	1	0	11	
			Total	0	2	0	2	3	0	10	1	0	18	No
49.0102 Airline/Commercial/Professional Pilot and Flight Crew	3 - Associate's degree	1	Men	0	0	0	0	0	0	0	0	0	0	
			Women	0	0	0	0	0	0	0	0	0	0	
			Total	0	0	0	0	0	0	0	0	0	0	No
49.0104 Aviation/Airway Management and Operations	3 - Associate's degree	1	Men	0	1	0	0	0	0	1	0	1	3	
			Women	1	0	0	0	0	0	0	0	0	1	
			Total	1	1	0	0	0	0	1	0	1	4	No
50.0102 Digital Arts	1 - Awards of less than 1 academic year	1	Men	0	0	0	0	0	0	1	0	0	1	
			Women	0	2	0	0	1	0	4	0	0	7	
			Total	0	2	0	0	1	0	5	0	0	8	No
50.0602 Cinematography and Film/Video Production	1 - Awards of less than 1 academic year	1	Men	1	7	0	0	6	0	36	1	0	51	
			Women	0	3	0	0	2	0	6	0	0	11	
			Total	1	10	0	0	8	0	42	1	0	62	No

CIPCODE	Award Level	Major	Gender	Non Resident Alien	Hispanic / Latino	American Indian or Alaska Native	Asian	Black or African American	Native Hawaiian or Other Pacific Islander	White	Two or more Races	Race/ ethnicity unknown	Total	distance education program
50.0605 Photography	1 - Awards of less than 1 academic year	1	Men	0	2	0	1	0	0	4	0	1	8	
			Women	0	0	0	0	1	0	0	0	0	1	
			Total	0	2	0	1	1	0	4	0	1	9	No
50.0605 Photography	3 - Associate's degree	1	Men	0	3	0	1	0	0	5	0	0	9	
			Women	0	1	0	0	0	0	1	0	0	2	
			Total	0	4	0	1	0	0	6	0	0	11	No
50.0913 Music Technology	3 - Associate's degree	1	Men	0	4	0	0	4	0	17	1	0	26	
			Women	0	2	0	0	0	0	5	0	0	7	
			Total	0	6	0	0	4	0	22	1	0	33	No
51.0602 Dental Hygiene/Hygienist	3 - Associate's degree	1	Men	0	0	0	0	0	0	0	0	0	0	
			Women	1	6	0	2	2	0	18	2	0	31	
			Total	1	6	0	2	2	0	18	2	0	31	No
51.0602 Dental Hygiene/Hygienist	5 - Bachelor's degree	1	Men	0	0	0	0	0	0	0	0	0	0	
			Women	0	9	0	0	2	0	29	0	0	40	
			Total	0	9	0	0	2	0	29	0	0	40	Yes
51.0701 Health/Health Care Administration/Management	3 - Associate's degree	1	Men	0	3	0	0	1	0	2	0	0	6	
			Women	1	2	0	2	2	0	21	2	0	30	
			Total	1	5	0	2	3	0	23	2	0	36	Yes
51.0702 Hospital and Health Care Facilities Administration/Management	2 - Awards of at least 1 but less than 2 academic years	1	Men	0	3	0	0	1	0	2	0	0	6	
			Women	0	2	0	2	3	0	26	2	0	35	
			Total	0	5	0	2	4	0	28	2	0	41	No
51.0707 Health Information/Medical Records Technology/Technician	1 - Awards of less than 1 academic year	1	Men	0	1	0	0	0	0	5	0	0	6	
			Women	1	5	1	1	10	0	25	0	2	45	
			Total	1	6	1	1	10	0	30	0	2	51	Yes
51.0707 Health Information/Medical Records Technology/Technician	2 - Awards of at least 1 but less than 2 academic years	1	Men	0	3	0	0	0	0	3	0	0	6	
			Women	1	6	1	2	8	0	31	0	0	49	
			Total	1	9	1	2	8	0	34	0	0	55	Yes
51.0707 Health Information/Medical Records Technology/Technician	3 - Associate's degree	1	Men	0	2	0	0	0	0	4	0	0	6	
			Women	1	1	1	1	6	0	14	0	1	25	
			Total	1	3	1	1	6	0	18	0	1	31	Yes
51.0806 Physical Therapy Technician/Assistant	3 - Associate's degree	1	Men	0	4	0	0	1	0	9	0	1	15	
			Women	0	2	0	0	0	0	9	0	1	12	
			Total	0	6	0	0	1	0	18	0	2	27	No
51.0808 Veterinary/Animal Health Technology/Technician and Veterinary Assistant	1 - Awards of less than 1 academic year	1	Men	0	0	0	0	0	0	1	0	0	1	
			Women	0	0	0	0	0	0	3	0	0	3	
			Total	0	0	0	0	0	0	4	0	0	4	No
51.0808 Veterinary/Animal Health Technology/Technician and Veterinary Assistant	3 - Associate's degree	1	Men	0	0	0	0	0	0	4	0	0	4	
			Women	0	10	0	0	0	1	66	1	0	78	
			Total	0	10	0	0	0	1	70	1	0	82	Yes
51.0808	5 - Bachelor's degree	1	Men	0	1	0	0	0	0	1	0	0	2	
			Women	0	1	0	0	0	0	37	2	1	41	

CIPCODE	Award Level	Major	Gender	Non Resident Alien	Hispanic / Latino	American Indian or Alaska Native	Asian	Black or African American	Native Hawaiian or Other Pacific Islander	White	Two or more Races	Race/ ethnicity unknown	Total	distance education program
Veterinary/Animal Health Technology/Technician and Veterinary Assistant			Total	0	2	0	0	0	0	38	2	1	43	Yes
51.0904 Emergency Medical Technology/Technician (EMT Paramedic)	1 - Awards of less than 1 academic year	1	Men	0	7	1	1	2	2	41	2	1	57	
			Women	0	6	0	0	2	0	29	0	0	37	
			Total	0	13	1	1	4	2	70	2	1	94	No
51.0904 Emergency Medical Technology/Technician (EMT Paramedic)	2 - Awards of at least 1 but less than 2 academic years	1	Men	0	2	0	0	1	0	1	0	0	4	
			Women	0	0	0	0	0	0	1	0	0	1	
			Total	0	2	0	0	1	0	2	0	0	5	No
51.0904 Emergency Medical Technology/Technician (EMT Paramedic)	3 - Associate's degree	1	Men	0	1	0	0	0	0	7	0	0	8	
			Women	0	0	0	0	0	0	2	0	1	3	
			Total	0	1	0	0	0	0	9	0	1	11	No
51.0907 Medical Radiologic Technology/Science - Radiation Therapist	3 - Associate's degree	1	Men	0	0	0	0	1	0	2	0	0	3	
			Women	0	0	0	0	1	0	12	0	0	13	
			Total	0	0	0	0	2	0	14	0	0	16	No
51.0908 Respiratory Care Therapy/Therapist	3 - Associate's degree	1	Men	0	1	0	2	1	0	4	1	0	9	
			Women	0	1	1	0	1	0	7	0	0	10	
			Total	0	2	1	2	2	0	11	1	0	19	No
51.1004 Clinical/Medical Laboratory Technician	3 - Associate's degree	1	Men	0	0	0	0	0	0	0	0	0	0	
			Women	0	0	0	0	0	0	0	0	0	0	
			Total	0	0	0	0	0	0	0	0	0	0	No
51.1501 Substance Abuse/Addiction Counseling	2 - Awards of at least 1 but less than 2 academic years	1	Men	0	0	0	0	0	0	0	0	0	0	
			Women	0	0	0	0	0	0	0	0	0	0	
			Total	0	0	0	0	0	0	0	0	0	0	No
51.1502 Psychiatric/Mental Health Services Technician	1 - Awards of less than 1 academic year	1	Men	0	0	0	0	0	0	0	0	0	0	
			Women	0	0	0	0	0	0	0	0	0	0	
			Total	0	0	0	0	0	0	0	0	0	0	No
51.1503 Clinical/Medical Social Work	1 - Awards of less than 1 academic year	1	Men	0	0	0	0	0	0	0	0	0	0	
			Women	0	1	0	0	4	0	3	0	0	8	
			Total	0	1	0	0	4	0	3	0	0	8	No
51.1504 Community Health Services/Liaison/Counseling	2 - Awards of at least 1 but less than 2 academic years	1	Men	0	0	0	0	0	0	0	0	0	0	
			Women	0	0	0	0	0	0	0	0	0	0	
			Total	0	0	0	0	0	0	0	0	0	0	No
51.1504 Community Health Services/Liaison/Counseling	3 - Associate's degree	1	Men	0	0	0	0	2	0	5	0	0	7	
			Women	0	1	0	0	14	0	26	3	0	44	
			Total	0	1	0	0	16	0	31	3	0	51	No
51.1599 Mental and Social Health Services and Allied Professions, Other	1 - Awards of less than 1 academic year	1	Men	0	0	0	0	9	0	7	0	0	16	
			Women	1	2	0	2	21	0	28	1	0	55	
			Total	1	2	0	2	30	0	35	1	0	71	No

CIPCODE	Award Level	Major	Gender	Non Resident Alien	Hispanic / Latino	American Indian or Alaska Native	Asian	Black or African American	Native Hawaiian or Other Pacific Islander	White	Two or more Races	Race/ ethnicity unknown	Total	distance education program
Accounting Technology/Technician and Bookkeeping			Total	0	0	0	0	0	0	0	0	0	0	No
52.0701 Entrepreneurship/Entrepreneurial Studies	1 - Awards of less than 1 academic year	1	Men	0	1	0	0	1	0	0	1	0	3	
			Women	0	1	0	0	1	0	5	0	0	7	
			Total	0	2	0	0	2	0	5	1	0	10	Yes
52.0703 Small Business Administration/Management	1 - Awards of less than 1 academic year	1	Men	0	1	0	0	1	0	2	0	0	4	
			Women	0	1	0	0	1	0	2	1	0	5	
			Total	0	2	0	0	2	0	4	1	0	9	No
52.0801 Finance, General	5 - Bachelor's degree	1	Men	0	0	0	0	0	0	0	0	0	0	
			Women	0	0	0	0	0	0	0	0	0	0	
			Total	0	0	0	0	0	0	0	0	0	0	No
52.0803 Banking and Financial Support Services	3 - Associate's degree	1	Men	0	0	0	0	0	0	0	0	0	0	
			Women	0	0	0	0	0	0	0	0	0	0	
			Total	0	0	0	0	0	0	0	0	0	0	No
52.0901 Hospitality Administration/Management, General	3 - Associate's degree	1	Men	0	3	0	0	0	0	5	0	0	8	
			Women	0	0	0	1	1	0	10	0	0	12	
			Total	0	3	0	1	1	0	15	0	0	20	No
52.0904 Hotel/Motel Administration/Management	1 - Awards of less than 1 academic year	1	Men	0	5	0	0	3	0	13	1	0	22	
			Women	0	1	0	1	1	0	24	2	0	29	
			Total	0	6	0	1	4	0	37	3	0	51	No
52.0904 Hotel/Motel Administration/Management	2 - Awards of at least 1 but less than 2 academic years	1	Men	0	0	0	0	0	0	0	0	0	0	
			Women	0	0	0	0	0	0	3	0	0	3	
			Total	0	0	0	0	0	0	3	0	0	3	No
52.0905 Restaurant/Food Services Management	1 - Awards of less than 1 academic year	1	Men	0	3	0	0	2	0	5	0	0	10	
			Women	0	0	0	1	1	0	8	0	0	10	
			Total	0	3	0	1	3	0	13	0	0	20	No
52.0905 Restaurant/Food Services Management	2 - Awards of at least 1 but less than 2 academic years	1	Men	0	0	0	0	0	0	0	0	0	0	
			Women	0	0	0	0	0	0	3	0	0	3	
			Total	0	0	0	0	0	0	3	0	0	3	No
52.1101 International Business/Trade/Commerce	5 - Bachelor's degree	1	Men	0	0	0	1	0	0	2	0	0	3	
			Women	1	1	0	1	1	0	3	0	0	7	
			Total	1	1	0	2	1	0	5	0	0	10	Yes

Completions: total by first major

99.0000 Summary Grand Totals	Award Level	Nonresident alien	Hispanic Latino	American Indian or Alaska Native	Asian	Black or African American	Native Hawaiian or Other Pacific Islander	White	Two or more Races	Race/ethnicity unknown	Total	PY Total
Awards of less than 1 academic year	1											
Men		5	91	4	17	63	5	495	17	17	714	722
Women		5	54	3	14	74	0	362	15	8	535	545
Total		10	145	7	31	137	5	857	32	25	1249	1267
Awards of at least 1 but less than 2 academic years	2											
Men		1	11	0	1	2	0	19	0	0	34	46
Women		1	10	1	5	11	0	66	2	0	96	112
Total		2	21	1	6	13	0	85	2	0	130	158
Associate's degree	3											
Men		15	202	4	71	142	6	1177	38	49	1704	1897
Women		31	371	12	122	302	7	1993	99	63	3000	2903
Total		46	573	16	193	444	13	3170	137	112	4704	4800
Bachelor's degree	5											
Men		4	58	5	17	35	0	288	9	10	426	374
Women		3	91	0	26	93	1	645	12	19	890	760
Total		7	149	5	43	128	1	933	21	29	1316	1134

Grand Total Men		25	362	13	106	242	11	1979	64	76	2878	3039
Grand Total Women		40	526	16	167	480	8	3066	128	90	4521	4320
Grand Total		65	888	29	273	722	19	5045	192	166	7399	7359

PY Grand Total Men		42	330	8	120	257	9	2106	71	96		3039
PY Grand Total Women		36	478	18	166	506	10	2902	103	101		4320
PY Grand Total		78	808	26	286	763	19	5008	174	197		7359

All Completers

Institutions must report the following information. (Some data will be pre-populated from the completions by CIP code data.)

All Completers

Number of students by gender and race and ethnicity earning an award between July 1, 2017 and June 30, 2018. Count each student only once, regardless of how many awards he/she earned. The intent of this screen is to collect an unduplicated count of total numbers of *completers*.

- Report Hispanic/Latino individuals of any race as Hispanic/Latino
- Report race for non-Hispanic/Latino individuals only

	Men		Women		Total Students
	Number of Students	Total Awards	Number of Students	Total Awards	
<u>Nonresident alien</u>	23	25	35	40	58
<u>Hispanic/Latino</u>	313	362	497	526	810
<u>American Indian or Alaska Native</u>	10	13	12	16	22
<u>Asian</u>	99	106	157	167	256
<u>Black or African American</u>	221	242	437	480	658
<u>Native Hawaiian or Other Pacific Islander</u>	9	11	8	8	17
<u>White</u>	1,778	1,979	2,800	3,066	4,578
<u>Two or more races</u>	57	64	119	128	176
<u>Race and ethnicity unknown</u>	71	76	84	90	155
TOTAL	2,581	2,878	4,149	4,521	6,730
PY TOTAL	2,738		3,960		6,698

Completers by Level

Institutions must report the number of students who earned an award by level. This screen will be shown for each of the following consolidated award levels for which there is a reported completion:

- Postsecondary awards, certificates, or diplomas of **less than 1 academic year**
 - Less than 900 contact or clock hours, or
 - Less than 30 SEMESTER or TRIMESTER credit hours, or
 - Less than 45 QUARTER credit hours
- Postsecondary awards, certificates, or diplomas of **at least 1 but less than 4 academic years**
 - 900 or more contact or clock hours, or
 - 30 or more SEMESTER or TRIMESTER credit hours, or
 - 45 or more QUARTER credit hours
- Associate's degrees
- Bachelor's degrees
- Master's degrees
- Doctor's degrees
- Postbaccalaureate and post-master's certificates

Postsecondary award, certificate, or diploma of less than 1 academic year:

Less than 900 contact or clock hours, or less than 30 semester or trimester credit hours, or less than 45 quarter credit hours

Number of students by gender, by race and ethnicity, and by age earning this award between July 1, 2017 and June 30, 2018. Each student should be counted once per award level. For example, if a student earned a master's degree and a doctor's degree, he/she should be counted once in master's and once in doctor's. A student earning two master's degrees should be counted only once.

- Report Hispanic/Latino individuals of any race as Hispanic/Latino
- Report race for non-Hispanic/Latino individuals only


	Number of Students	Total Awards
By Gender		
Men	649	714
Women	502	535
TOTAL	1,151	1,249
PY TOTAL	1,152	

By Race/Ethnicity

<u>Nonresident alien</u>	9	10
<u>Hispanic/Latino</u>	136	145

<u>American Indian or Alaska Native</u>	<input type="text" value="5"/>	7
<u>Asian</u>	<input type="text" value="28"/>	31
<u>Black or African American</u>	<input type="text" value="132"/>	137
<u>Native Hawaiian or Other Pacific Islander</u>	<input type="text" value="4"/>	5
<u>White</u>	<input type="text" value="785"/>	857
Two or more races	<input type="text" value="28"/>	32
<u>Race and ethnicity unknown</u>	<input type="text" value="24"/>	25
TOTAL	1,151	1,249

--	--	--

 **By Age**

Under 18	<input type="text" value="1"/>	
18-24	<input type="text" value="330"/>	
25-39	<input type="text" value="528"/>	
40 and Above	<input type="text" value="292"/>	
Age Unknown	<input type="text" value="0"/>	
TOTAL	1,151	1,249

Completers by Level

Institutions must report the number of students who earned an award by level. This screen will be shown for each of the following consolidated award levels for which there is a reported completion:

- Postsecondary awards, certificates, or diplomas of **less than 1 academic year**
 - Less than 900 contact or clock hours, or
 - Less than 30 SEMESTER or TRIMESTER credit hours, or
 - Less than 45 QUARTER credit hours
- Postsecondary awards, certificates, or diplomas of **at least 1 but less than 4 academic years**
 - 900 or more contact or clock hours, or
 - 30 or more SEMESTER or TRIMESTER credit hours, or
 - 45 or more QUARTER credit hours
- Associate's degrees
- Bachelor's degrees
- Master's degrees
- Doctor's degrees
- Postbaccalaureate and post-master's certificates

**Postsecondary award, certificate, or diploma of at least 1 but less than 4 academic years:
900 or more contact or clock hours, or 30 or more semester or trimester credit hours, or 45 or more quarter credit hours**

Number of students by gender, by race and ethnicity, and by age earning this award between July 1, 2017 and June 30, 2018. Each student should be counted once per award level. For example, if a student earned a master's degree and a doctor's degree, he/she should be counted once in master's and once in doctor's. A student earning two master's degrees should be counted only once.


- Report Hispanic/Latino individuals of any race as Hispanic/Latino
- Report race for non-Hispanic/Latino individuals only


	Number of Students	Total Awards
By Gender		
Men	34	34
Women	93	96
TOTAL	127	130
PY TOTAL	152	

By Race/Ethnicity

<u>Nonresident alien</u>	2	2
<u>Hispanic/Latino</u>	21	21

<u>American Indian or Alaska Native</u>	<input type="text" value="1"/>	1
<u>Asian</u>	<input type="text" value="6"/>	6
<u>Black or African American</u>	<input type="text" value="13"/>	13
<u>Native Hawaiian or Other Pacific Islander</u>	<input type="text" value="0"/>	0
<u>White</u>	<input type="text" value="82"/>	85
<u>Two or more races</u>	<input type="text" value="2"/>	2
<u>Race and ethnicity unknown</u>	<input type="text" value="0"/>	0
TOTAL	127	130



 **By Age**

Under 18	<input type="text" value="0"/>	
18-24	<input type="text" value="17"/>	
25-39	<input type="text" value="70"/>	
40 and Above	<input type="text" value="40"/>	
Age Unknown	<input type="text" value="0"/>	
TOTAL	127	130

Completers by Level

Institutions must report the number of students who earned an award by level. This screen will be shown for each of the following consolidated award levels for which there is a reported completion:

- Postsecondary awards, certificates, or diplomas of **less than 1 academic year**
 - Less than 900 contact or clock hours, or
 - Less than 30 SEMESTER or TRIMESTER credit hours, or
 - Less than 45 QUARTER credit hours
- Postsecondary awards, certificates, or diplomas of **at least 1 but less than 4 academic years**
 - 900 or more contact or clock hours, or
 - 30 or more SEMESTER or TRIMESTER credit hours, or
 - 45 or more QUARTER credit hours
- Associate's degrees
- Bachelor's degrees
- Master's degrees
- Doctor's degrees
- Postbaccalaureate and post-master's certificates

Associate's degrees

Number of students by gender, by race and ethnicity, and by age earning this award between July 1, 2017 and June 30, 2018. Each student should be counted once per award level. For example, if a student earned a master's degree and a doctor's degree, he/she should be counted once in master's and once in doctor's. A student earning two master's degrees should be counted only once.

- Report Hispanic/Latino individuals of any race as Hispanic/Latino
- Report race for non-Hispanic/Latino individuals only

	Number of Students	Total Awards
By Gender		
Men	1,686	1,704
Women	2,943	3,000
TOTAL	4,629	4,704
PY TOTAL	4,710	

By Race/Ethnicity

<u>Nonresident alien</u>	45	46
<u>Hispanic/Latino</u>	570	573
<u>American Indian or Alaska Native</u>	15	16

<u>Asian</u>	190	193
<u>Black or African American</u>	436	444
<u>Native Hawaiian or Other Pacific Islander</u>	13	13
<u>White</u>	3,114	3,170
Two or more races	136	137
<u>Race and ethnicity unknown</u>	110	112
TOTAL	4,629	4,704

 **By Age**

Under 18	233	
18-24	2,269	
25-39	1,543	
40 and Above	584	
Age Unknown	0	
TOTAL	4,629	4,704

Completers by Level

Institutions must report the number of students who earned an award by level. This screen will be shown for each of the following consolidated award levels for which there is a reported completion:

- Postsecondary awards, certificates, or diplomas of **less than 1 academic year**
 - Less than 900 contact or clock hours, or
 - Less than 30 SEMESTER or TRIMESTER credit hours, or
 - Less than 45 QUARTER credit hours
- Postsecondary awards, certificates, or diplomas of **at least 1 but less than 4 academic years**
 - 900 or more contact or clock hours, or
 - 30 or more SEMESTER or TRIMESTER credit hours, or
 - 45 or more QUARTER credit hours
- Associate's degrees
- Bachelor's degrees
- Master's degrees
- Doctor's degrees
- Postbaccalaureate and post-master's certificates

Bachelor's degrees

Number of students by gender, by race and ethnicity, and by age earning this award between July 1, 2017 and June 30, 2018. Each student should be counted once per award level. For example, if a student earned a master's degree and a doctor's degree, he/she should be counted once in master's and once in doctor's. A student earning two master's degrees should be counted only once.

- Report Hispanic/Latino individuals of any race as Hispanic/Latino
- Report race for non-Hispanic/Latino individuals only

	Number of Students	Total Awards
By Gender		
Men	426	426
Women	889	890
TOTAL	1,315	1,316
PY TOTAL	1,134	

By Race/Ethnicity

<u>Nonresident alien</u>	7	7
<u>Hispanic/Latino</u>	149	149
<u>American Indian or Alaska Native</u>	5	5

<u>Asian</u>	<input type="text" value="43"/>	43
<u>Black or African American</u>	<input type="text" value="128"/>	128
<u>Native Hawaiian or Other Pacific Islander</u>	<input type="text" value="1"/>	1
<u>White</u>	<input type="text" value="932"/>	933
Two or more races	<input type="text" value="21"/>	21
<u>Race and ethnicity unknown</u>	<input type="text" value="29"/>	29
TOTAL	1,315	1,316

By Age		
Under 18	<input type="text" value="0"/>	
18-24	<input type="text" value="214"/>	
25-39	<input type="text" value="787"/>	
40 and Above	<input type="text" value="314"/>	
Age Unknown	<input type="text" value="0"/>	
TOTAL	1,315	1,316

Prepared by

The name of the preparer is being collected so that we can follow up with the appropriate person in the event that there are questions concerning the data. The Keyholder will be copied on all email correspondence to other preparers.

The time it took to prepare this component is being collected so that we can continue to improve our estimate of the reporting burden associated with IPEDS. Please include in your estimate the time it took for you to review instructions, query and search data sources, complete and review the component, and submit the data through the Data Collection System.

Thank you for your assistance.

This survey component was prepared by:

<input type="radio"/>	Keyholder	<input type="radio"/>	SFA Contact	<input type="radio"/>	HR Contact
<input type="radio"/>	Finance Contact	<input type="radio"/>	Academic Library Contact	<input type="radio"/>	Other
Name:	<input type="text"/>				
Email:	<input type="text"/>				

How many staff from your institution only were involved in the data collection and reporting process of this survey component?

<input type="text"/>	Number of Staff (including yourself)
----------------------	--------------------------------------

How many hours did you and others from your institution only spend on each of the steps below when responding to this survey component?

Exclude the hours spent collecting data for state and other reporting purposes.

Staff member	Collecting Data Needed		Revising Data to Match IPEDS Requirements		Entering Data		Revising and Locking Data	
Your office	<input type="text"/>	hours	<input type="text"/>	hours	<input type="text"/>	hours	<input type="text"/>	hours
Other offices	<input type="text"/>	hours	<input type="text"/>	hours	<input type="text"/>	hours	<input type="text"/>	hours

Summary

IPEDS collects important information regarding your institution. All data reported in IPEDS survey components become available in the IPEDS Data Center and appear as aggregated data in various Department of Education reports. Additionally, some of the reported data appears specifically for your institution through the College Navigator website and is included in your institution's Data Feedback Report (DFR). The purpose of this summary is to provide you an opportunity to view some of the data that, when accepted through the IPEDS quality control process, will appear on the College Navigator website and/or your DFR. College Navigator is updated approximately three months after the data collection period closes and Data Feedback Reports will be available through the [Data Center](#) and sent to your institution's CEO in November 2018.

Please review your data for accuracy. If you have questions about the data displayed below after reviewing the data reported on the survey screens, please contact the IPEDS Help Desk at: 1-877-225-2568 or ipedshelp@rti.org.

Summary of Completions Data

Award Level	Number of Completions	
	1 st major	2 nd major
<u>Postsecondary award, certificate, or diploma (less than 1 academic year)</u>	1,249	0
<u>Postsecondary award, certificate, or diploma (at least 1 but less than 2 academic years)</u>	130	0
<u>Associate's degree</u>	4,704	0
<u>Bachelors degree or equivalent</u>	1,316	0
Total number of degrees and certificates	7,399	

Summary of Completers Data

	Number of Students		
	Men	Women	Total
All Completers	2,581	4,149	6,730

Completions

St Petersburg College (137078)

Source	Description	Severity	Resolved	Options
Global Edits				
Perform Edits	You have reported completers of Postsecondary awards, certificates, or diplomas of less than 1 academic year with the age of 18 or younger, which is uncommon. Please correct the data or explain. (Error #10733)	Explanation	Yes	
Reason:	Students were dual enrolled and received their high school credentials and post-secondary awards at the same time.			
Perform Edits	You have reported completers of associate's degrees with the age of 18 or younger, which is uncommon. Please correct the data or explain. (Error #10735)	Explanation	Yes	
Reason:	Students were dual enrolled and received their high school credentials and post-secondary awards at the same time.			
Perform Edits	Current year completions (60) are outside the expected range when compared to completions reported in the prior year (8) for: Men, in CIP codes starting with(50.XXXX), award level (1). Please correct your data or explain. (Error #10503)	Explanation	Yes	
Reason:	Data correct as reported. Improved processes captured more completions than prior years.			